


CITY OF EAST PROVIDENCE



2014 - 2015 BUDGET



PRESENTED TO THE EAST PROVIDENCE CITY COUNCIL

**JAMES A. BRIDEN, MAYOR
THOMAS A. ROSE, JR., ASSISTANT MAYOR
TRACY A. CAPOBIANCO
HELDER J. CUNHA
CHRISTINE A. ROSSI**

**PRESENTED BY:
PAUL E. LEMONT, ACTING CITY MANAGER
MALCOLM MOORE, FINANCE DIRECTOR**



City of East Providence

CITY HALL
145 TAUNTON AVENUE
EAST PROVIDENCE, RHODE ISLAND 02914-4505
www.eastprovidence.com

October 22, 2014

To the Director of Finance:

In accordance with the provisions of Article V, Section 13, of the City Charter, we, Paul Lemont, Acting City Manager and Kim A. Casci-Palangio, City Clerk of the City of East Providence, respectively do hereby certify that the within budget was adopted on October 14, 2014 as the budget for the City of East Providence, for the fiscal year 2014-2015, which begins November 1, 2014 and ends October 31, 2015.

IN ATTESTATION WHEREOF, we have hereby unto set our hands this twenty-second day of October 2014.

Paul Lemont
Acting City Manager

Kim A. Casci-Palangio
City Clerk

CITY OF EAST PROVIDENCE, RHODE ISLAND

2014-2015 BUDGET

TABLE OF CONTENTS

PART I: BUDGET MESSAGE	PAGE
City Manager's Budget Message.....	1
Annualized Budget Summary.....	9
Annualized Revenue Summary.....	10
All Funds Budget for FY2014-2015.....	11
General Funds Budget for FY2014-2015.....	12
 PART II: BUDGET HISTORY – CITY EXPENDITURES	
City Council.....	13
City Manager.....	15
Senior Services.....	17
Information Technology.....	19
City Clerk (Including Municipal Court & Probate Court).....	21
Finance Department	
Finance/Controls & Accounts.....	23
Tax Collection.....	25
Purchasing.....	26
Tax Assessor.....	27
Planning/Emergency Management.....	28
Law.....	30
Human Resources (Including Affirmative Action).....	32
Canvassing.....	34
Library.....	36
Public Works	
Public Works Director.....	38
Building Inspection.....	41
Engineering.....	42
Highway.....	43
Streetlights.....	44
Refuse Disposal.....	45
Public Buildings.....	46
Central Garage.....	47
 Public Safety	
Police.....	48
Animal Control.....	50
Harbormaster.....	51
Fire.....	52

Table of Contents (Continued)

PAGE

Recreation

Recreation.....	54
Pierce Stadium.....	56
Miscellaneous/General Government.....	57
Debt Service.....	58
Capital.....	59

PART III: ENTERPRISE FUNDS

Wastewater Pollution Control.....	68
Water Utilities.....	69

To the Mayor and Honorable Members of the City Council:

Although it has been 10 years since I last served as City Manager, my return last November seemed as if I had never left. Familiar faces have made my transition much easier and although there were some new and serious problems to face, my return has been almost seamless. I thank all of those who welcomed my return and who continue to assist in getting our fine City back on track. As a life-long "Townie" I am eager to remove us from having to be managed by a state Budget Commission, or anyone else who will only take us backwards, not forwards.

A little history ----- when I left in 2003, we were at an all-time high. We had been nominated for All America City status 3 times in 14 years, our Police and Fire Pension Plan was fully funded, we were on the verge of having the start to our waterfront recovery, and we had the lowest tax rate of any City in the state. There were many other accolades that put us "first" or "on top" and while the bloom has been off that rose for the past few years, we are once again poised to regain our former status. The nightmare of the threat of running out of money or of having to have

outsiders determine our destiny is over. With few restrictions, we are once again in the driver's seat of directing our future.

And a bright future it is. Our residents are regaining enthusiasm and the coming years will see a new, better, dynamic and more inclusive East Providence. Soon our Waterfront Plans will come to fruition which will both increase our tax base, and inject a vibrancy to the East Providence community and businesses. Additionally, our financial stability will help us to repair our buildings and infrastructure and will allow us to consider such items as a new Recreation Center, road restoration, nicer parks, and a revamped water distribution. We will make East Providence look better, respond faster, and serve our residents' needs more fully tomorrow than it does today.

So much for platitudes – what is the down side? We as a nation are still in a funky economy – while many signals are bright (new cars, loans, etc.) there are many people who have been left behind in the wake of mortgage foreclosures or loss of a job. Unfortunately, the Northeast seems to be the first to see the effects of recession and appears to be the last to recover. Our

unemployment rates have been the highest in the nation and our smaller business failures have been too numerous. All one has to do is ride around Rhode Island and see empty storefronts begging for tenants. Complaints about our economy, taxes, utility rates and infrastructure are legion. The Federal Government in an attempt to stem some of the downfall has seemingly created an environment which makes more and more citizens dependent on entitlements that diminishes self-worth while spiraling the national debt out of control. We, a municipal governmental entity at the bottom of the chain, cannot print money or live in debt and therefore have to deal with both the problems and the wrath of those struggling to cope.

Our residents are confronted with rising water and waste water rates, a situation handed to us by regulators who rightfully are demanding purer drinking water as well as cleaner oceans, ponds and rivers. While city government takes the brunt of the criticism, we are just a middleman who is compelled to raise rates lest we go bankrupt. When the Providence Water Supply Board raises our rates, we have to pass it on. When new and seeming endless clean water regulations are promulgated, we again have no choice but to increase our rates. When our water piping,

storage, and purification infrastructure deteriorates to the point of dangerousness, we need to fix it, and rates will go up. We have got to understand that water is becoming an ever increasing valuable commodity that we must learn to conserve. The days of cheap water are gone forever.

Now back to the bright side. What do we want to accomplish in this budget? The slashing of the number of employees following our financial troubles has caused overtime to skyrocket in our public safety departments, a situation that cannot continue. The exhaustion of our personnel is unsafe, and is not tolerable. The lack of personnel to fill posts and shifts in our police department has not only been expensive but also causes fatigue and morale problems. We are a safe city, but our safety requires workers who are not exhausted from working multiple shifts. I also recognize that our world has changed since my last stint as City Manager. Our residents regularly use a wide variety of electronic and social media, and are demanding that we at City Hall keep pace in this ever changing and fast moving world. We are being asked to electronically bring permitting, tax payments, licensing and event notification to the homes of

our residents, and this means our adding IT personnel. We are also including money for “sprucing up” of the City’s parks, recreational areas and roads. We have invested over \$2 million into our roads and buildings this year but have only scratched the surface. East Providence looks better, but nowhere near as good as it can look. We must continue to invest in infrastructure and that includes our city workers who work hard to preserve, protect, and improve it. Our aging underground structures and buildings need constant attention and as the old advertisement proclaims – “you can pay me now or pay me later”.

One of the key points of the Budget Commission was consolidation and while that may work in many areas, City Hall is just too crowded and we will work with the School Department to possibly shift some staff to a new location. In that respect, our IT Department will be moving to Sweetland House, and we are considering utilizing the Union Primary School for our School Department. The situation of having a few Department Heads reporting to both City Administration and the School Department is less than ideal and needs more contemplation and study. This especially pertains to Building Facilities, where the department head has been

overwhelmed with the demands from both sides. I am also not happy with Human Resources, Purchasing, Finance and the aforementioned Building Facilities reporting to two administrators and I believe in the old adage that “no man (or woman) can serve two masters.”

There are other things that bother me from an operational standpoint that I have not addressed.

The Loeff Carousal which remains one of our single most important destinations is aging day by day and I get concerned whether enough capital can be raised through the various fundraisers to provide for long term operation and maintenance. We are in the black for day to day operations but a major disaster will have a serious impact. Also not addressed, is the question of a switchboard/greeter person at City Hall who could provide some sense of security for an otherwise unprotected building, as well as be a welcoming, informative resource for our residents who visit City Hall.


To meet our operating budget for the coming year, I am calling for a one half percent tax increase which is less than the .75% increase that we levied in 2014. The majority of this tax increase will be directed towards increased funding for our schools. City operations will

continue to live within reasonable means. One of my major goals for 2015 is to reopen East Providence for small businesses, and fill the previously mentioned storefronts that exist in our City. To help accomplish this, I am proposing a credit on the first \$10,000 of tangible business equipment for our City businesses. This will eliminate having to pay a Tangible Tax for many businesses, and will reduce the amount of that tax for all of them. It has been said that our tangible tax is a deterrent to small businesses relocating to our City and this \$10,000 reduction on the value of tangibles is a start to getting them to come here. Additionally, our offering easier permitting, improved infrastructure, lower taxes, and a safe, family-oriented City environment will make us more attractive to new business than some of our neighboring municipalities. While we could recommend a larger amount of tangible tax credit, each \$10,000 reduction represents \$500,000 in rate relief and hence lost revenues. If the proposed program works, we will certainly revisit further adjusting the tangible tax downward.

We may not be able to immediately return to our former glory days but we can build a new direction that will give our citizenry confidence in our future. We cannot please everyone, but if

each resident understands that we are striving to give everyone the best “bang for the buck” we will soon be leaping ahead. Invariably, some citizens will complain about our tax rate and water rates and threaten to move to another community. They are better off here. I know that our tax rate is lower than surrounding communities. Our Assessment Division ran a comparison of similar houses in East Providence versus other municipalities and found that we are taxing these properties at a much lower rate. We, like all around us, need an increase in good paying jobs and a growing tax base to give our City the boost it needs. That is our goal, and this budget will give our current City workers the resources to achieve it.

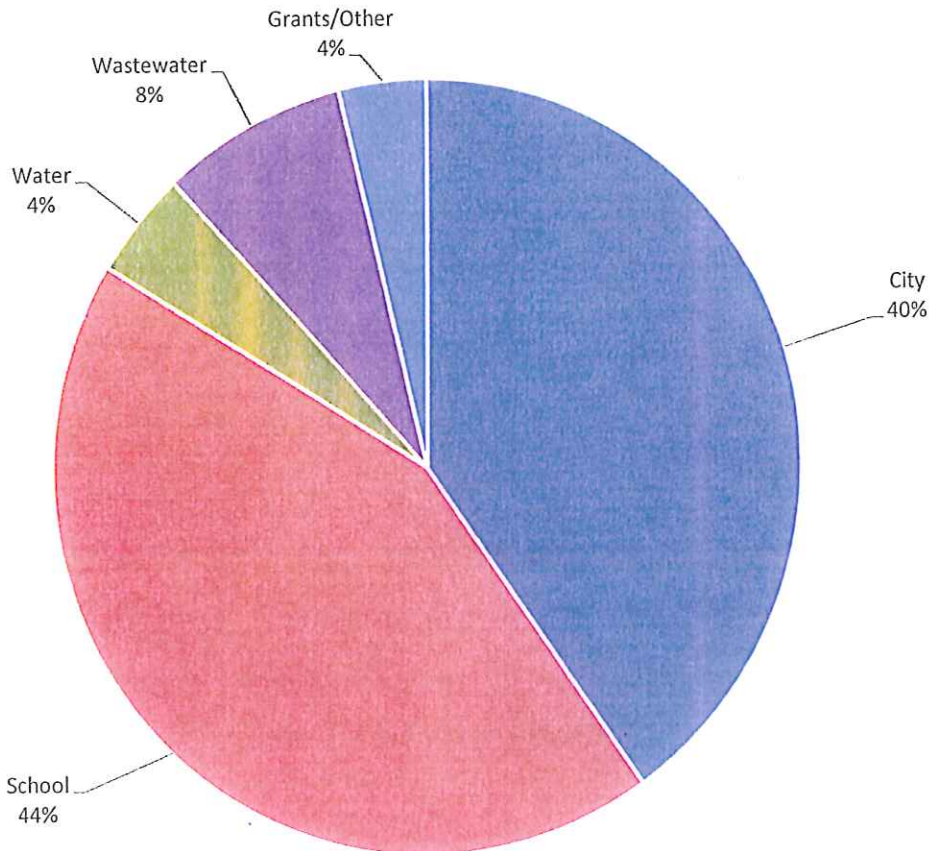
In conclusion, I would like to thank the City Council for its sage advice and patience as we strive to make these changes and to thank each of our loyal employees who through thick and thin have answered the call placed upon them.

Very Truly Yours,

Paul E. Lemont, Esq.
Acting City Manager

ANNUALIZED BUDGET SUMMARY

The Budget for 2014-2015 totals \$171,706,400. The proposed budget, by fund, including a comparison with prior years, is presented in the following charts:

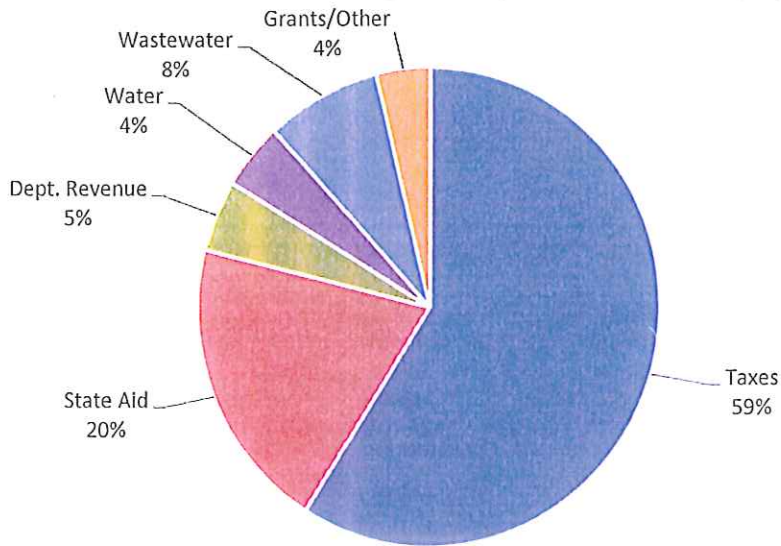
FUND	ACTUAL 2011-2012	ACTUAL 2012-2013	BUDGET 2013-2014	PROJECTED 2013-2014	ADPOTED 2014-2015
City	54,761,357	61,351,518	66,835,988	67,787,269	68,826,983
School	78,157,555	71,355,114	72,858,459	72,858,459	74,844,650
Water	5,830,652	6,135,528	6,774,462	6,609,058	7,700,583
Wastewater	10,751,753	11,664,756	13,588,550	13,400,125	13,777,392
Grants/Other	-	-	6,556,792	6,556,792	6,556,792
TOTALS	149,501,318	150,506,916	166,614,251	167,211,703	171,706,400



ANNUALIZED REVENUE SUMMARY

The Revenue Projection for 2014-2015 totals \$171,790,750. The proposed revenues, by source, including a comparison with prior years, is presented in the following charts:

SOURCE	ACTUAL 2011-2012	ACTUAL 2012-2013	BUDGET 2013-2014	PROJECTED 2013-2014	ADPOTED 2014-2015
Taxes	96,797,480	96,084,691	99,790,521	101,490,160	101,240,160
State Aid	32,848,588	33,905,604	32,598,239	32,598,239	34,183,984
Dept. Revenue	3,230,720	5,226,405	7,305,687	7,305,687	8,331,839
Water	5,877,908	5,665,839	6,774,462	6,189,555	7,700,583
Wastewater	11,418,192	12,519,052	13,588,550	13,158,041	13,777,392
Grants/Other	1,239,501	1,144,795	6,556,792	6,556,792	6,556,792
TOTALS	151,412,389	154,546,386	166,614,251	167,298,474	171,790,750



The budget has been developed with no tax increase:

Category	Rate	\$ Increase	% Increase
Residential Real Estate	22.95	0	0.0%
Commercial Real Estate	25.40	0	0.0%
Tangible ¹	56.67	0	0.0%
Motor Vehicle ²	37.10	0	0.0%

¹ Tangible has a \$5,000 exemption

² The Motor Vehicle tax rate is frozen per state law

CITY OF EAST PROVIDENCE

ALL FUNDS SUMMARY

FISCAL 2015

10/14/2014

REVENUES	FY 2012	FY 2013	FY 2014			DEPT	FY 2015	ADOPTED
	ACTUAL	ACTUAL	BUDGET	1/2 year	est @ 10/31		Manger	Council
TAX COLLECTION	96,797,480	96,084,691	99,790,521	22,296,430	101,490,160	101,490,160	101,490,160	101,240,160
SCHOOL - STATE AID	28,470,149	29,184,411	28,448,067	13,701,896	28,448,067	29,372,999	29,372,999	29,372,999
CITY - STATE AID	4,378,439	4,721,193	4,150,172	1,723,148	4,150,172	4,810,985	4,810,985	4,810,985
CITY - DEPARTMENT REVENUE	3,230,720	5,226,405	5,305,687	3,311,252	5,305,687	6,331,839	6,331,839	6,331,839
SCHOOL - DEPARTMENT REVENUE			2,000,000		2,000,000	2,000,000	2,000,000	2,000,000
OTHER	1,239,501	1,144,795	-					-
WATER	5,877,908	5,665,839	6,774,462	2,788,775	6,189,555	7,700,583	7,700,583	7,700,583
WASTEWATER	11,418,192	12,519,052	13,588,550	3,981,232	13,158,041	13,777,392	13,777,392	13,777,392
SCHOOL GRANTS			4,162,982	1,914,972	4,162,982	4,162,982	4,162,982	4,162,982
CDBG/TRUST/GRANTS			2,393,810	1,149,029	2,393,810	2,393,810	2,393,810	2,393,810

Total Revenues 151,412,389 154,546,386 166,614,251 50,866,734 167,298,474 172,040,750 172,040,750 171,790,750

EXPENSES	FY 2012	FY 2013	FY 2014			DEPT	FY 2015	ADOPTED
	ACTUAL	ACTUAL	BUDGET	1/2 year	est @ 10/31		Manger	Council
100 CITY COUNCIL	80,888	19,881	22,111	15,887	29,382	58,311	42,311	30,311
150 CITY MANAGER	287,026	258,142	265,906	182,211	290,601	278,670	260,870	260,870
155 SENIOR SERVICES	364,217	276,470	297,167	124,101	283,577	317,401	319,375	319,375
170 IT	384,179	335,273	643,531	334,492	796,179	728,763	921,859	921,859
200 CITY CLERK	563,141	478,105	599,433	253,695	614,928	634,687	629,611	628,611
201 MUNICIPAL COURT to 200	161,260	164,790						
250 FINANCE DIRECTOR to 260	172,408	214,534						
260 FINANCE	335,503	280,646	481,452	412,900	863,620	641,280	642,505	642,505
270 TAX COLLECTION	621,712	521,003	505,175	175,561	438,241	520,814	492,064	488,714
275 MIS to 260/170	259,881	500,400						
280 PURCHASING	179,236	147,017	122,622	84,655	191,541	204,694	197,844	197,844
290 TAX ASSESSMENT	533,088	587,462	679,786	213,640	651,448	936,453	909,964	859,964
300 PLANNING	556,778	529,318	565,381	239,926	537,998	606,529	603,893	598,893
350 LAW	463,353	405,356	331,455	113,404	245,169	327,964	327,944	327,944
400 HUMAN RESOURCES	378,990	495,093	386,400	277,602	557,468	435,220	641,434	641,434
410 AFFIRMATIVE ACTION to 400	113,983	55,789						
450 CANVASSING AUTHORITY	203,927	183,186	180,611	65,760	180,131	203,933	203,933	203,933
550 LIBRARY	1,974,427	1,896,761	2,029,812	789,602	1,918,299	2,149,294	2,159,150	2,159,150
600 PUBLIC WORKS	225,421	235,825	243,261	104,755	237,136	252,170	250,864	250,864
605 BUILDING INSPECTION	793,890	580,617	447,671	251,993	527,912	598,676	564,883	564,883
610 ENGINEERING	697,695	628,880	694,816	294,624	660,857	733,850	724,872	724,872
630 HIGHWAY	2,721,808	2,688,298	3,750,657	1,692,422	3,649,534	3,667,500	3,809,139	3,809,139
635 STREETLIGHTS	679,709	792,767	600,000	285,710	700,530	600,000	750,000	730,000
640 ANIMAL CONTROL to 720	-	-	-	-	-	-	-	-
650 REFUSE DISPOSAL	2,835,028	2,648,353	2,429,030	1,102,691	2,475,743	2,523,530	2,526,030	2,526,030
660 PUBLIC BUILDINGS	1,135,695	1,497,219	1,311,016	510,307	1,303,341	1,398,576	1,392,818	1,392,818
670 CENTRAL GARAGE	763,536	701,570	749,032	323,253	709,920	745,366	745,366	745,366
700 POLICE	12,643,911	15,504,026	13,420,964	6,628,655	13,440,399	17,018,716	14,133,219	14,125,219
720 ANIMAL SHELTER	302,698	289,091	314,333	126,344	279,184	468,981	334,648	334,648
730 HARBOR MASTER	29,109	40,052	48,100	22,231	48,175	48,100	48,100	48,100
750 FIRE	13,264,824	16,254,042	17,248,450	7,339,155	17,850,485	19,035,554	17,787,857	17,787,857
800 RECREATION	953,595	644,740	652,396	286,352	619,850	675,149	672,614	672,614
801 PIERCE STADIUM	12,650	18,547	15,403	2,976	20,923	16,733	16,733	16,733
840 PARKS to 630	1,135,827	965,443						
900 MISC/GENERAL GOV'T	4,591,753	4,792,849	6,860,820	1,749,330	6,056,609	5,891,214	6,251,745	6,216,745
925 DEBT SERVICE	4,340,213	5,719,973	5,750,179	612,379	5,864,190	5,924,520	5,055,789	4,855,789
950 CAPITAL	-	-	500,000	-	1,000,000	1,000,000	1,000,000	1,000,000
1% CAPITAL RESERVE			962,500		1,017,380	1,017,380	1,017,380	1,017,380
SYNCHRONIZATION BOND/RESERVE			3,726,519		3,726,519	3,726,519	3,726,519	3,726,519
999 SCHOOL DEPARTMENT	78,157,555	71,355,114	72,858,459	35,486,608	72,858,459	74,844,650	74,844,650	74,844,650
140 WATER	5,830,652	6,135,528	6,774,462	2,165,023	6,609,058	7,700,583	7,700,583	7,700,583
150 WASTEWATER	10,751,753	11,664,756	13,588,550	3,965,857	13,400,125	13,777,392	13,777,392	13,777,392
160 SCHOOL GRANTS			4,162,982	1,914,972	4,162,982	4,162,982	4,162,982	4,162,982
170 CDBG/TRUST/GRANTS			2,393,810	1,149,029	2,393,810	2,393,810	2,393,810	2,393,810

Total Expenses 149,501,318 150,506,916 166,614,251 69,298,101 167,211,703 176,265,963 172,040,750 171,706,400

Surplus (Deficit) 1,911,071 4,039,470 0 (18,431,367) 86,771 (4,225,213) (0) 84,350

CITY OF EAST PROVIDENCE

REVENUE DETAIL

FISCAL 2015

	FY 2013	FY 2014	FY 2014	FY 2015	
Account Description	ACTUAL	ADOPTED	Projected	Manager	Council
TAX COLLECTIONS - Current	96,084,691	99,790,521	101,490,160	101,490,160	101,240,160
TOWN STATE AID					
DISTRESSED COMMUNITY	-				
TELEPHONE (CORP) TAX	566,091	592,051	592,051	639,014	639,014
MEALS TAX	788,612	818,421	818,421	880,760	880,760
HOTEL TAX	35,489	35,654	35,654	34,221	34,221
PILOT - HOSPITAL	163,162	176,390	176,390	222,995	222,995
LIBRARY AID & OTHER	416,425	403,334	403,334	363,025	363,025
MOTOR VEHICLE	448,434	484,524	484,524	576,285	576,285
SCHOOL HOUSING AID	2,099,202	1,346,220	1,183,940	1,743,344	1,743,344
STATE REVAL REIMB					
ADDITIONAL HOUSING AID	572,000				
INCENTIVE		224,226	224,266	224,226	224,226
LIBRARY CONST. AID	115,000	69,352	68,898	67,115	67,115
FINANCE OFFICER			60,000	60,000	60,000
SCHOOL STATE AID	26,284,637	27,769,195	27,797,474	28,665,700	28,665,700
SCHOOL GROUP HOME	636,000	636,000	605,637	575,275	575,275
SCHOOL HIGH COST SPED ED	66,183	36,397	79,183	121,969	121,969
SCHOOL NON PUBLIC TRANS	6,485	6,475	8,265	10,055	10,055
SCHOOL MEDICAID/OTHER	2,000,000	2,000,000	2,000,000	2,000,000	2,000,000
155 SENIOR SERVICES	98,073	105,455	57,404	87,800	87,800
200 CITY CLERK	1,224,279	1,316,429	1,325,298	1,326,000	1,326,000
260 FINANCE	-		223,457	158,165	158,165
300 PLANNING	6,975	7,500	2,802	2,800	2,800
400 HUMAN RESOURCES	-		212,147	212,150	212,150
600 DPW	45,330	48,742	42,259	51,038	51,038
605 BUILDING	372,000	400,000	325,340	280,000	280,000
610 ENGINEERING	129,101	138,818	4,140	140,946	140,946
630 HIGHWAY	-		9,428	3,000	3,000
650 REFUSE DISPOSAL	7,789	8,375	9,204	8,375	8,375
700 POLICE	961,179	1,033,526	816,204	1,033,526	1,033,526
720 ANIMAL SHELTER	9,300	10,000	18,197	18,000	18,000
730 HARBOR MASTER	46,500	50,000	52,506	50,000	50,000
750 FIRE	1,920,450	2,065,000	2,050,000	2,062,034	2,062,034
800 RECREATION	47,843	51,444	130,909	51,444	51,444
801 PIERCE STADIUM	11,699	12,580		12,580	12,580
LIBRARY FINES	37,200	40,000	45,038	40,000	40,000
RENT	-		41,556	105,400	105,400
MISCELLANEOUS	16,571	17,818			
SCHOOL - SALARIES				492,981	492,981
SCHOOL - REFUSE				75,000	75,000
SCHOOL - CROSSING GUARDS				120,600	120,600
OTHER	1,144,795				
TOTAL REVENUES	136,361,495	139,694,447	141,394,086	144,005,983	143,755,983

CITY COUNCIL

James A. Briden, Mayor
Thomas A. Rose, Jr., Assistant Mayor
Tracy Capobianco
Helder Cunha
Chrissy Rossi

The City Council is made up of five elected officials. One from each of the four wards within the City and one elected at-large. The Mayor and Assistant Mayor are elected by the Council from among its members. The Mayor presides at the Council meetings and is the ceremonial head of City Government. The Assistant Mayor acts as Mayor during the absence or disability of the Mayor. The City Council meets regularly on the first and third Tuesdays of the month except on holidays when an alternate date is set. In July and August, the Council meets once each month.

The City Council determines policy for City government by resolution, ordinance and adoption of the City budget. The Council is instrumental in assisting citizens with questions and complaints regarding the workings of City government.

CITY MANAGER

Paul E. Lemont
Acting City Manager

As the City's Chief Executive Officer, the City Manager administers the functions of the City in accordance with federal and State laws, as well as the City Charter, Ordinances, established policies, and collective bargaining agreements.

The City Manager is responsible for planning and controlling the operations of City government, including all personnel transactions and is charged with the preparation, presentation, and administration of the annual budget as adopted by the City Council. The City Manager prepares status reports and analysis of issues for presentation to the City Council. The City Manager also serves as the City's Public Safety Director, Emergency Management Director, and the Chief Procurement Officer. In addition, the City Manager also serves on numerous boards and commissions where the activities of those organizations could have a significant impact on the City.

The City Manager's Office is located on the first floor of City Hall, Room 102. It is staffed by the City Manager and an Administrative Assistant. The City Manager's office also handles all constituent concerns/requests via phone, email, or walk-ins and is responsible for following up with the appropriate department for resolution. All City Department heads report directly to the City Manager.

Going forward, the City Manager is responsible for administering the five-year fiscal stability plan adopted by the State appointed Budget Commission. The City Manager will continue to identify and implement internal efficiencies and increased savings opportunities throughout the City while overseeing the improvement of internal processes such as increased use of technology, improved supervision and management processes, and improved financial management practices.

SENIOR SERVICES

Robert Rock
Director

The East Providence Senior Center serves individuals 55 years of age or older, or any age and disabled. It provides directly or makes arrangements for the provisions of the following services: outreach, information, referral, socialization, education, health services, Medicare, transportation, volunteer opportunities, nutrition, and recreation. The center has community partnerships with over twenty-five different community agencies.

The Mission of the Senior Center is to assist, inform and enrich the lives of all persons 55 years of age and older or disabled persons in the East Providence area.

In January 2002, the center was awarded National Accreditation. This is official recognition that the center meets professional and national standards for senior centers. It also assures older adult consumers, their families and caregivers that we are operating out of a common senior center philosophy.

The city provides the main source of funding for the Senior Center. Other sources of revenue for the center are from programs, membership fees, gift shop, and donations. The Department of Elderly Affairs (DEA) allocates monies annually from the state budget.

The center is a meal site for a congregate nutrition program. Ocean State Dining is a federally funded grant program from the Department of Aging, Title III B funds. The grant provides for a hot, nutritious meal in a social setting. The meal includes a hot entree or sandwich, soup, salad, vegetable, dessert, and coffee.

Volunteers are the backbone of the center and they create a wonderful and welcoming atmosphere. The center is open Monday—Friday from 8am to 4pm.

A major highlight in 2014 was hiring a nurse to continue health services at the center. Diabetes education and outpatient support is a major component. Key aspects of the program include: emphasizing self-management of diet, blood glucose monitoring, medications, and exercise.

The center's goals are to:

- To provide comprehensive member services for the convenience of all members on an on-going basis
- To enhance meal-site services to meet the increasing needs of members
- To have all community members feel a partnership with the senior center and have current members maintain a welcoming attitude to new members
- To increase good health and well-being of our senior population

CITY OF EAST PROVIDENCE

BUDGET FOR YEAR ENDING 10/31/2015

155 SENIOR SERVICES

ACCT #	DESCRIPTION	FY 2012	FY 2013	FY 2014		FY 2015			
		ACTUAL	ACTUAL	BUDGET	1/2 year	est @ 10/31	DEPT	MANGR	COUNCIL
50101	REGULAR SALARIES	173,010	126,680	125,955	60,127	129,703	140,239	140,239	140,239
50104	LONGEVITY WAGES	10,704	9,113	9,114		9,114	9,296	9,296	9,296
50113	OUTSIDE SERVICES	2,453	2,571	-			-	-	-
50114	PART-TIME SERVICES	34,464	51,812	67,688	26,455	57,319	67,688	67,688	67,688
50120	BLUE CROSS/DENTAL	47,322	16,152	18,790	8,057	17,457	18,401	18,401	18,401
50121	SOCIAL SEC (FICA)	15,250	10,614	8,485	3,675	7,963	11,439	16,618	16,618
50122	MUNICIPAL PENSION	37,265	24,329	31,668	12,375	27,741	33,107	33,107	33,107
50124	EMPLOYEE ASSISTANCE	84	100	-			-	-	-
50125	DEFERRED COMPENSATION	5,417		-			-	-	-
50126	EMPL BEN PHYS FIT / FLEX	425		-			-	-	-
50127	EMPLOYEE BENEFITS	150	150	-	275	550	275	275	275
50134	EMPLOYEE BENEFIT - GLI	-		-			-	895	895
50142	INSTRUCTORS	13,645	14,230	15,000	5,525	13,706	15,000	14,000	14,000
50143	MED INS COPAY	(1,038)	(609)	(2,333)	(1,062)	(2,301)	(2,344)	(2,344)	(2,344)
50155	TERMINATION PAY - VAC	4,755		-			-	-	-
50157	TERMINATION PAY - LONGE	2,634		-			-	-	-
50201	REPAIRS, BUILDINGS	1,201	1,549	4,000	837	2,079	4,000	2,000	2,000
50205	OFFICE EQUIPMENT MAINTEN	565	783	500		450	500	500	500
50207	REPAIRS, AUTO MAINT	2,082	5,607	5,000	2,045	6,040	5,000	5,000	5,000
50208	POSTAGE	971	627	800	254	508	800	600	600
50209	OFFICE SUPPLIES	635	3,313	1,500	1,438	3,139	2,000	2,000	2,000
50218	GAS - OIL - LUBRICANTS	4,942	4,937	4,500	2,111	5,066	4,500	5,100	5,100
50228	TRAVEL & TRAINING	1,067	1,042	1,500			2,000	500	500
50231	RECREATIONAL SUPPLIES	884		1,000		761	1,500	-	-
50233	COMMUNICATION EXPENSE	44		-			-	-	-
50280	PROGRAM COSTS	3,169	3,470	1,500	1,989	4,282	1,500	5,500	5,500
50401	OFFICE EQUIPMENT	1,992		-			-	-	-
50964	INSURANCE - MUNICIPAL	-		-			-	-	-
52011	G/S GIFT SUPPLIES	125		2,500			2,500	-	-
				-			-	-	-
	*45,000 diabetes revenues			-			-	-	-
				-			-	-	-
	TOTAL	364,217	276,470	297,167	124,101	283,577	317,401	319,375	319,375

STAFFING	2014	Proposed
Position	Totals	Totals
Director	1	1
Edler Information Specialist	1	1
Administrative Assistant	1	1
Totals	3	3

INFORMATION TECHNOLOGY

Kelly Ahrens
Director

The IT Department works closely with the leadership and staff of each department to build a sustainable enterprise-level technology infrastructure that provides solutions to empower City and School Departments to deliver services more efficiently and effectively. IT is focused on connecting the City, engaging citizens and improving business prospects. The IT Department consists of a Director, five IT technicians and an administrative assistant. The Information Technology Department is a department of the City and reports to the City Manager and School Superintendent. The IT Department supports technology for both the school and city departments. The IT Department supports operations 24-7 and is an integral part of every department's work flow and functionality. The City made big strides this year and replaced 150 aging computers delivering new Window 7 Computers for all City staff, finalized Cisco VOIP telephone installation, replaced the Municipal Court and Recreation Permitting software, implementing Online Permitting for Contractors and Building Inspections, updated GIS software, installed new Panasonic Toughbooks for new Police Cruisers, and virtualized 90% of City servers. The school district installed 300 new laptops for PARCC Testing, secured 494K from the state as part of the Wireless Initiative, built 5 new computer labs, replaced the Student Information system and replaced teachers' old desktop computers with new laptops at the High School, Kent Heights and Hennessey. We also built and distributed 13 new laptop cards and 70 new iPads.

CITY OF EAST PROVIDENCE
BUDGET FOR YEAR ENDING 10/31/2015

170 INFORMATION TECHNOLOGY

ACCT #	DESCRIPTION	FY 2012	FY 2013	FY 2014		FY 2015			
		ACTUAL	ACTUAL	BUDGET	1/2 year	est @ 10/31	DEPT	MANGR	COUNCIL
50101	REGULAR SALARIES	133,337	131,004	406,198	103,554	222,159	401,430	337,947	337,947
50104	LONGEVITY WAGES	2,868	-	2,305	-	2,305	2,305	2,305	2,305
50113	OUTSIDE SERVICES	52,363	-	52,000	19,112	39,412	77,000	77,000	77,000
50120	BLUE CROSS/DENTAL	31,630	13,640	54,505	23,371	46,707	54,505	42,337	42,337
50121	SOCIAL SEC (FICA)	13,040	10,022	30,886	7,922	28,758	30,886	25,851	25,851
50122	MUNICIPAL PENSION	23,810	28,821	88,849	34,720	66,686	88,849	74,821	74,821
50124	EMPLOYEE ASSISTANCE	50	21	-	-	-	-	-	-
50125	DEFERRED COMPENSATION	6,283	-	-	-	-	-	-	-
50126	EMPL BEN PHYS FIT / FLEX	300	200	-	-	-	-	-	-
50143	MED INS COPAY	(4,674)	(611)	(8,182)	(3,724)	(7,435)	(8,182)	(4,116)	(4,116)
50152	ADJUSTMENT	-	-	-	-	-	-	-	-
50155	TERMINATION PAY - VAC	4,017	-	-	-	-	-	-	-
50157	TERMINATION PAY - LONGE	1,647	-	-	-	-	-	-	-
50205	OFFICE EQUIPMENT MAINTEN	40,492	3,447	103,000	78,468	142,272	103,000	103,000	103,000
50208	POSTAGE	20	0	-	-	-	-	-	-
50209	OFFICE SUPPLIES	5,487	9	54,714	19,445	51,734	54,714	54,714	54,714
50225	TELEPHONE	52,426	95,996	-	27,927	66,374	55,000	55,000	55,000
50228	TRAVEL & TRAINING	4,325	-	-	-	-	-	-	-
50250	DUES & SUBSCRIPTIONS	75	-	-	-	-	-	-	-
50262	SUPPLIES - COMPUTER	-	48,461	10,000	13,428	20,377	10,000	10,000	10,000
50401	OFFICE EQUIPMENT	16,683	4,263	133,000	10,269	116,830	143,000	143,000	143,000
	275 MIS								
	Less: Financial System						(283,744)		
	Allocate 50% to School			(283,744)					
	TOTAL	384,179	335,273	643,531	334,492	796,179	728,763	921,859	921,859

STAFFING	2014	Proposed
Position	Totals	Totals
*DIRECTOR	1	1
SENIOR IT MANAGER	1	2
IT MANAGER	3	3
IT TECHNICIAN	1	1
*SECRETARY	1	1
WEB MASTER		1
Totals	7	9

*Paid by school district

OFFICE OF CITY CLERK

Kim A. Casci-Palangio
City Clerk

The Office of City Clerk is a department of the City and reports to the City Manager. The City Clerk is an appointment of the City Council.

The Office of City Clerk maintains all required records in accordance with Federal, State and local laws. The office is located in Room 105 on the first floor of City Hall. The Office is open Monday thru Friday 8AM-4PM and Thursdays 5PM-7PM (approx.) for Municipal Court.

The Office of City Clerk is responsible for all vital statistics ie: births, marriages and deaths, all business licenses, liquor licenses, dog licenses, yard sales and various permits, all probate estate matters, land evidence recordings and the processing of traffic violations.

Two courts are located in the City Clerk's Office, the Probate Court and the Municipal Court.

The City Clerk staff consists of the City Clerk, the Deputy City Clerk/Municipal Court Administrator, four full time Municipal Services Clerks and one temporary part time clerk.

The Municipal Court Judge, Municipal Court Bailiff and Municipal Court Sergeant, Probate Judge, Deputy Probate Judge, and two City Sergeants are also considered members of the office, although they are not regular, full time employees.

During the past year, a new Municipal Court database was developed and will include bar code scanning to lessen the amount of staff hours needed to input data entry of violations. A new database was purchased for proper housing and ease of access for records regarding Boards and Commissions. All of the City's historic plat maps and highway maps were digitized to allow for easier access and to protect these historic documents.

In the year ahead, some goals of the Clerk's Office will be to place the historic plat and highway maps in approved preservation hanging file folders and to convert the Clerk's basement storage area into a closed space with an air filtration system to prevent further decay of all historic documents. In addition, the completion of the process to digitize all land evidence records and make these digitized records available, searchable and printable on line.

CITY OF EAST PROVIDENCE

BUDGET FOR YEAR ENDING 10/31/2015

200 CITY CLERK - (INCLUDES MUNICIPAL COURT + PROBATE)

ACCT #	DESCRIPTION	FY 2012	FY 2013	FY 2014			FY 2015		
		ACTUAL	ACTUAL	BUDGET	1/2 year	est @ 10/31	DEPT	MANGR	COUNCIL
50101	REGULAR SALARIES	263,964	215,992	269,060	120,639	257,879	270,927	304,379	304,379
50102	TEMPORARY SALARIES	-	-	-	1,145	2,516	-	-	-
50103	OVERTIME WAGES	-	-	500	1,812	1,812	1,812	1,812	1,812
50104	LONGEVITY WAGES	14,688	10,524	11,368	-	11,368	9,385	5,295	5,295
50112	BOARDS & COURT OFFICIAL	10,855	11,299	11,601	10,342	24,697	11,601	26,397	26,397
50113	OUTSIDE SERVICES	3,917	12,504	15,100	4,048	6,714	16,200	16,200	16,200
50120	BLUE CROSS/DENTAL	106,193	62,985	64,082	27,478	54,914	63,788	70,075	70,075
50121	SOCIAL SEC (FICA)	20,440	21,963	21,491	9,308	20,047	21,582	21,582	21,582
50122	MUNICIPAL PENSION	49,948	51,981	61,713	24,116	52,401	61,687	68,149	68,149
50124	EMPLOYEE ASSISTANCE	147	400	150	-	-	150	150	150
50125	DEFERRED COMPENSATION	2,000	-	-	-	-	-	-	-
50126	EMPL BEN PHYS FIT / FLEX	692	-	400	-	-	400	400	400
50127	EMPLOYEE BENEFIT - CLOT	700	600	600	1,100	1,850	600	600	600
50134	EMPLOYEE BENEFIT - GLI	-	-	1,530	-	-	1,530	1,530	1,530
50143	MED INS COPAY	(8,382)	(2,907)	(9,358)	(4,259)	(8,504)	(9,358)	(9,358)	(9,358)
50155	TERMINATION PAY - VAC	5,292	-	-	-	-	-	-	-
50156	TERMINATION PAY - SICK	15,000	12,131	-	-	-	-	5,000	5,000
50157	TERMINATION PAY - LONGE	4,248	-	-	-	-	-	-	-
50205	OFFICE EQUIPMENT MAINTEN	1,700	615	4,500	-	13,664	2,000	2,000	2,000
50208	POSTAGE	3,482	5,237	5,000	2,508	3,849	5,000	5,000	4,000
50209	OFFICE SUPPLIES	2,987	7,106	3,000	4,322	7,637	5,000	5,000	5,000
50210	AGENCY SUPPLIES	2,366	1,562	500	-	-	3,000	3,000	3,000
50228	TRAVEL & TRAINING	490	457	600	120	160	600	600	600
50235	RECORD PRESERVATION	-	-	-	-	-	-	-	-
50250	DUES & SUBSCRIPTIONS	250	225	300	-	-	300	300	300
50272	ADVERTISING	20,328	27,141	25,000	9,686	20,095	35,000	25,000	25,000
50273	PRINTING & BINDING	41,837	38,290	40,000	24,114	38,258	58,000	40,000	40,000
50401	OFFICE EQUIPMENT	-	-	500	-	23,849	500	500	500
50964	INSURANCE - MUNICIPAL	-	-	-	-	-	3,186	-	-
50109	SPECIAL DETAIL	-	-	57,000	17,216	45,722	57,000	-	-
50112	COURT OFFICIALS	-	-	13,149	-	-	13,149	-	-
50114	COURT OFFICIALS	-	-	1,647	-	-	1,647	-	-
	COURT SOFTWARE	-	-	-	-	36,000	-	36,000	36,000
	TOTAL	563,141	478,105	599,433	253,695	614,928	634,687	629,611	628,611

STAFFING	2014	Proposed
Position	Totals	Totals
CITY CLERK	1	1
DEPUTY CITY CLERK/MUNICIPAL COURT	1	
DEPUTY CITY CLERK		1
MUNICIPAL COURT ADMINISTRATOR		1
MUNICIPAL SERVICES CLERK	1	2
MUNICIPAL SERVICES CLERK	1	1
MUNICIPAL SERVICES CLERK	2	1
Totals	6	7

FINANCE DEPARTMENT

Malcolm Moore
Director

The Finance Department develops and controls financial management functions of the City of East Providence and the East Providence School District as delegated in Article IV of the East Providence City Charter. This includes all matters pertaining to the financial operations and financial planning and development of the City to insure fiscal stability.

The Finance Department is organized into Finance Administration, Accounting, Purchasing, Tax Assessment and Tax Collection. The heads of these divisions are appointed by and report directly to the Director of Finance who in turn reports directly to the City Manager.

The Finance Director and Tax Collection are located on the first floor of City Hall. The offices of Assessment, Accounting and Purchasing are located on the second floor of City Hall

Over the last two years, all systems in Tax Assessment, Tax Collection, Utility Billing, Accounting, Purchasing, Payroll and HR have been upgraded. The last major upgrade occurred in 1995.

CITY OF EAST PROVIDENCE

BUDGET FOR YEAR ENDING 10/31/2015

260 FINANCE

ACCT #	DESCRIPTION	FY 2012	FY 2013	FY 2014			FY 2015		
		ACTUAL	ACTUAL	BUDGET	1/2 year	est @ 10/31	DEPT	MANGR	COUNCIL
50101	REGULAR SALARIES	139,080	186,741	599,137			396,364	396,364	396,364
50102	TEMPORARY SALARIES	9,084					-	-	-
50104	LONGEVITY WAGES	15,008	11,820	21,838		21,838	12,056	12,056	12,056
50113	OUTSIDE SERVICES	26,100					-	-	-
50120	BLUE CROSS/DENTAL	67,035	43,514	135,308	64,812	115,950	83,684	83,684	83,684
50121	SOCIAL SEC (FICA)	14,922	11,069	48,493	21,009	45,384	31,336	31,336	31,336
50122	MUNICIPAL PENSION	27,721	25,373	139,499	54,513	121,658	89,880	89,880	89,880
50124	EMPLOYEE ASSISTANCE	69	300	69			-	-	-
50125	DEFERRED COMPENSATION	167					-	-	-
50126	EMPL BEN PHYS FIT / FLEX	775					-	-	-
50127	EMPLOYEE BENEFITS	450	450	450	825	1,575	1,200	750	750
50134	EMPLOYEE BENEFIT - GLI	-					-	-	-
50143	MED INS COPAY	(3,751)	(1,418)	(21,778)	(9,913)	(19,754)	(14,065)	(14,065)	(14,065)
50155	TERMINATION PAY - VAC	21,594					-	-	-
50156	TERMINATION PAY - SICK	15,000					-	-	-
50157	TERMINATION PAY - LONGEVITY	666					-	-	-
50205	OFFICE EQUIPMENT MAINTENAN	493	439	400	406	1,530	400	400	400
50208	POSTAGE	-		250	1,233	2,289	250	2,500	2,500
50209	OFFICE SUPPLIES	1,089	1,704	2,100	2,720	9,066	2,100	2,100	2,100
50227	ADVERTISING, PRINTING	-	654	300			300	-	-
50964	INSURANCE - MUNICIPAL	-		-			-	-	-
50228	TRAVEL & TRAINING			1,500		200	1,500	1,500	1,500
50250	DUES SUBSCRIPTION			750			1,275	1,000	1,000
	ANNAUL AUDIT			32,500	32,500	32,500	35,000	35,000	35,000
	ACCOUNTING SOFTWARE			22,089	22,089	51,006	-	-	-
	50% of Management To Schools			(501,452)					
	TOTAL	335,503	280,646	481,452	412,900	863,620	641,280	642,505	642,505

STAFFING	2014	Proposed
Position	Totals	Totals
FINANCE DIRECTOR	1	1
* DEPUTY FINANCE DIRECTOR	1	1
SENIOR ACCOUNTANT	1	1
BUDGET ANALYST	1	1
JUNIOR ACCOUNTANT	1	1
PAYROLL SUPERVISOR	1	1
ACCOUNTS PAYABLE	1	1
*SECRETARY PAYROLL	2	2
*SECRETARY BUSINESS OFFICE	1	1
Totals	10	10

* Paid by school district

CITY OF EAST PROVIDENCE

BUDGET FOR YEAR ENDING 10/31/2015

270 TAX COLLECTION

ACCT #	DESCRIPTION	FY 2012	FY 2013	FY 2014			FY 2015		
		ACTUAL	ACTUAL	BUDGET	1/2 year	est @ 10/31	DEPT	MANGR	COUNCIL
50101	REGULAR SALARIES	278,987	221,160	229,045	92,219	214,547	230,585	230,585	230,585
50102	TEMPORARY SALARIES	-	9,794	10,000	10,131	13,000	13,350	13,350	10,000
50103	OVERTIME WAGES	1,186	5,086	15,000		450	20,000	5,000	5,000
50104	LONGEVITY WAGES	25,808	12,741	14,972		14,972	16,050	16,050	16,050
50113	OUTSIDE SERVICES	28,609	15,040	20,000	6,834	13,916	20,000	20,000	20,000
50120	BLUE CROSS/DENTAL	129,301	86,383	83,175	35,665	71,276	82,761	82,761	82,761
50121	SOCIAL SEC (FICA)	25,741	22,187	18,497	8,011	17,311	21,419	21,419	21,419
50122	MUNICIPAL PENSION	55,530	50,856	53,209	20,793	46,655	53,209	53,209	53,209
50124	EMPLOYEE ASSISTANCE	129	650	-			-	-	-
50125	DEFERRED COMPENSATION	2,333		-			-	-	-
50126	EMPL BEN PHYS FIT / FLEX	1,325		650			-	-	-
50127	EMPLOYEE BENEFITS	750	600	600	825	1,825	1,000	1,000	1,000
50134	EMPLOYEE BENEFIT - GLI	-		1,800			1,492	1,492	1,492
50143	MED INS COPAY	(9,097)	(4,012)	(13,223)	(6,018)	(12,626)	(12,502)	(12,502)	(12,502)
50155	TERMINATION PAY - VAC	9,963		-			-	-	-
50156	TERMINATION PAY - SICK	15,000	20,587	-			-	-	-
50157	TERMINATION PAY - LONGE	1,199		-			-	-	-
50205	OFFICE EQUIPMENT MAINTEN	6,416	6,742	7,000	251	658	7,000	7,000	7,000
50208	POSTAGE	13,875	27,064	36,000	4,105	29,965	36,000	30,000	30,000
50209	OFFICE SUPPLIES	2,143	1,754	3,000	1,012	2,243	5,000	3,000	3,000
50227	ADVERTISING, PRINTING	22,903	7,460	11,000	221	13,719	11,000	9,000	9,000
50250	DUES & SUBSCRIPTIONS	65	80	200			200	200	200
50266	LEASE EQUIPMENT	8,439	35,510	8,500	1,512	7,392	8,500	8,500	8,500
50401	OFFICE EQUIPMENT	1,106	1,321	2,000		2,938	2,000	2,000	2,000
50964	INSURANCE - MUNICIPAL	-		-			-	-	-
	SOFTWARE MAINTENANCE			3,750			3,750	-	-
							-	-	-
							-	-	-
	TOTAL	621,712	521,003	505,175	175,561	438,241	520,814	492,064	488,714

STAFFING	2014	Proposed
Position	Totals	Totals
TAX COLLECTOR	1	1
DEPUTY TAX COLLECTOR	1	1
SENIOR ACCOUNT MAINTENANCE CLERK	1	1
ACCOUNT MAINTENANCE CLERK	2	2
Totals	5	5

CITY OF EAST PROVIDENCE
BUDGET FOR YEAR ENDING 10/31/2015

280 PURCHASING

ACCT #	DESCRIPTION	FY 2012	FY 2013	FY 2014		FY 2015			
		ACTUAL	ACTUAL	BUDGET	1/2 year	est @ 10/31	DEPT	MANGR	COUNCIL
50101	REGULAR SALARIES	89,499	80,772	155,715	51,135	112,782	115,777	115,777	115,777
50104	LONGEVITY WAGES	6,570	2,152	6,708		6,708	2,196	2,196	2,196
50120	BLUE CROSS/DENTAL	37,206	29,658	33,269	14,265	29,260	33,269	33,269	33,269
50121	SOCIAL SEC (FICA)	8,879	9,169	12,425	5,381	11,628	12,425	12,425	12,425
50122	MUNICIPAL PENSION	21,697	21,018	35,744	13,968	31,052	35,744	35,744	35,744
50124	EMPLOYEE ASSISTANCE	42	100				-	-	-
50125	DEFERRED COMPENSATION	1,083					-	-	-
50126	EMPL BEN PHYS FIT / FLEX	325		400			-	-	-
50127	EMPLOYEE BENEFITS	150	150	200	275	525	400	250	250
50134	EMPLOYEE BENEFIT - GLI	-					-	-	-
50143	MED INS COPAY	(3,574)	(3,212)	(4,667)	(2,124)	(4,233)	(4,667)	(4,667)	(4,667)
50155	TERMINATION PAY - VAC	8,730					-	-	-
50157	TERMINATION PAY - LONGE	3,162					-	-	-
50205	OFFICE EQUIPMENT MAINTEN	389	685	250	407	1,339	250	250	250
50208	POSTAGE	256	161	200	894	1,268	200	200	200
50209	OFFICE SUPPLIES	97		200	414	785	200	200	200
50227	ADVERTISING, PRINTING	4,124	5,839	3,600			7,200	1,200	1,200
50228	TRAVEL & TRAINING	330	255	500			1,000	500	500
50236	EDUCATION EXPENSES	-		-			-	-	-
50250	DUES & SUBSCRIPTIONS	272	270	500	40	427	500	300	300
50401	OFFICE EQUIPMENT	-		200			200	200	200
50964	INSURANCE - MUNICIPAL	-		-			-	-	-
							-	-	-
	50% of Mgt To Schools			(122,622)					
	TOTAL	179,236	147,017	122,622	84,655	191,541	204,694	197,844	197,844

STAFFING	2014	Proposed
Position	Totals	Totals
PURCHASING AGENT	1	1
PURCHASING ADMINISTRATOR	1	1
*SECRETARY BUSINESS OFFICE	1	1
Totals	3	3

CITY OF EAST PROVIDENCE

BUDGET FOR YEAR ENDING 10/31/2015

290 TAX ASSESSOR

ACCT #	DESCRIPTION	FY 2012	FY 2013	FY 2014			FY 2015		
		ACTUAL	ACTUAL	BUDGET	1/2 year	est @ 10/31	DEPT	MANGR	COUNCIL
50101	REGULAR SALARIES	307,889	312,205	316,836	146,803	316,816	324,701	324,701	324,701
50104	LONGEVITY WAGES	13,650	16,829	15,677		15,677	17,164	17,164	17,164
50112	BOARDS & COURT OFFICIAL	-					-	-	-
50113	OUTSIDE SERVICES	35,161	95,177	156,300	1,161	156,242	375,000	375,000	325,000
50120	BLUE CROSS/DENTAL	89,309	67,633	64,082	27,478	53,541	77,321	77,321	77,321
50121	SOCIAL SEC (FICA)	24,258	25,382	25,437	11,017	23,806	30,974	30,974	30,974
50122	MUNICIPAL PENSION	59,276	58,179	73,175	28,595	64,296	73,175	73,175	73,175
50124	EMPLOYEE ASSISTANCE	126	500				-	-	-
50125	DEFERRED COMPENSATION	3,167					-	-	-
50126	EMPL BEN PHYS FIT / FLEX	1,225		500			-	-	-
50127	EMPLOYEE BENEFITS	750	750	750	1,375	2,625	2,000	750	750
50134	EMPLOYEE BENEFIT - GLI	-		1,792			1,792	1,792	1,792
50143	MED INS COPAY	(8,460)	(3,501)	(10,913)	(4,967)	(9,899)	(10,913)	(10,913)	(10,913)
50205	OFFICE EQUIPMENT MAINTENANCE	305	592	1,200	1,141	210	1,400	600	600
50207	REPAIRS, AUTO MAINT	253			92		-	-	-
50208	POSTAGE	864	11,077	4,000	385	4,000	12,000	12,000	12,000
50209	OFFICE SUPPLIES	269	655	400	148	293	600	600	600
50218	GAS - OIL - LUBRICANTS	229					-	-	-
50227	ADVERTISING, PRINTING	3,884	1,619	7,500		1,920	4,000	2,000	2,000
50228	TRAVEL & TRAINING	166	50	1,000		8	2,000	500	500
50236	EDUCATION EXPENSES	80		1,000			1,000	1,000	1,000
50250	DUES & SUBSCRIPTIONS	689	315	700	412	619	800	800	800
50401	OFFICE EQUIPMENT	-		3,850		4,794	3,100	2,500	2,500
50964	INSURANCE - MUNICIPAL	-		-			3,839	-	-
50260	SOFTWARE MAINTENANCE			16,500		16,500	16,500	-	-
							-	-	-
							-	-	-
	TOTAL	533,088	587,462	679,786	213,640	651,448	936,453	909,964	859,964

STAFFING	2014	Proposed
Position	Totals	Totals
TAX ASSESSOR	1	1
ASSISTANT ASSESSOR	2	2
APPRAISAL TECHNICIAN	1	1
TITLE RESEARCHER	1	1
SENIOR CLERK TYPIST II	1	1
Totals	6	6

PLANNING DEPARTMENT

Jeanne M. Boyle
Planning Director

The Planning Department is a department of the City and reports to the City Manager. The Planning Department oversees land-use planning, review of development projects, economic development and business assistance and administration of Federal, State and private grants. The Department is also responsible for long-range planning including the preparation of the City's Comprehensive Plan and other required plans. The Department administers the implementation of various transportation, open space and recreation projects.

The City's Emergency Management Agency is also housed within the Planning Department and is responsible for all emergency management and hazard mitigation planning, preparation and administration of emergency management grants and coordination with other City departments such as Police, Fire and Public Works during emergency events.

The Community Development Office is part of the Planning Department and is federally funded through the Department of Housing and Urban Development (HUD). The Community Development Office is charged with administering the federal funds which come to the City to improve the City through economic development programs, housing rehabilitation programs for homeowners, infrastructure improvements and assistance to local City non-profit agencies.

CITY OF EAST PROVIDENCE
BUDGET FOR YEAR ENDING 10/31/2015

300 PLANNING

ACCT #	DESCRIPTION	FY 2012	FY 2013	FY 2014		FY 2015			
		ACTUAL	ACTUAL	BUDGET	1/2 year	est @ 10/31	DEPT	MANGR	COUNCIL
50101	REGULAR SALARIES	365,234	364,313	367,853	170,612	360,838	373,372	373,372	373,372
50102	TEMPORARY SALARIES	2,732	941	-	-	1,306	7,000	7,000	7,000
50103	OVERTIME WAGES	-	668	-	-	-	-	-	-
50104	LONGEVITY WAGES	25,729	26,567	29,663	-	29,663	30,256	30,256	30,256
50112	BOARDS & COURT OFFICIAL	-	-	-	-	-	-	-	-
50113	OUTSIDE SERVICES	(833)	-	-	-	-	15,000	15,000	10,000
50120	BLUE CROSS/DENTAL	52,018	37,196	48,526	20,807	40,554	48,526	48,526	48,526
50121	SOCIAL SEC (FICA)	29,557	29,262	30,410	13,171	28,460	30,410	30,410	30,410
50122	MUNICIPAL PENSION	72,225	67,073	87,480	34,185	74,548	87,480	87,480	87,480
50124	EMPLOYEE ASSISTANCE	139	100	139	-	-	139	139	139
50125	DEFERRED COMPENSATION	10,566	-	-	-	-	-	-	-
50126	EMPL BEN PHYS FIT / FLEX	725	-	-	-	-	-	-	-
50127	EMPLOYEE BENEFITS	150	150	250	275	525	250	250	250
50134	EMPLOYEE BENEFIT - GLI	-	-	1,527	-	-	1,527	1,527	1,527
50143	MED INS COPAY	(9,194)	(3,255)	(8,917)	(4,058)	(8,089)	(8,917)	(8,917)	(8,917)
50205	OFFICE EQUIPMENT MAINTENANCE	765	-	500	2,165	4,383	500	500	500
50207	REPAIRS, AUTO MAINT	150	387	-	89	89	-	-	-
50208	POSTAGE	2,117	2,005	1,500	326	661	1,500	1,500	1,500
50209	OFFICE SUPPLIES	487	244	750	357	702	750	750	750
50218	GAS - OIL - LUBRICANTS	456	29	200	-	-	200	200	200
50225	TELEPHONE	869	920	1,000	267	641	1,000	1,000	1,000
50227	ADVERTISING, PRINTING	933	-	500	350	525	5,000	5,000	5,000
50228	TRAVEL & TRAINING	-	1,165	1,800	-	750	3,000	3,000	3,000
50250	DUES & SUBSCRIPTIONS	1,273	1,553	1,300	1,380	2,225	2,000	2,000	2,000
50290	SUBDIVISION-ADVERTISING	680	-	500	-	-	500	500	500
50291	SUBDIVISION-POSTAGE	-	-	-	-	-	-	-	-
50293	SUBDIVISION-STENOGRAPH	-	-	-	-	217	4,000	4,400	4,400
50401	OFFICE EQUIPMENT	-	-	400	-	-	4,000	-	-
50964	INSURANCE - MUNICIPAL	-	-	-	-	-	3,036	-	-
	ALLOCATED	-	-	-	-	-	-	-	-
	TOTAL	556,778	529,318	565,381	239,926	537,998	606,529	603,893	598,893

STAFFING	2014	Proposed
Position	Totals	Totals
DIRECTOR OF PLANNING	1	1
PLANNER IV	1	1
PLANNER III - ECONOMIC DEVELOPMENT	1	1
PLANNER II	1	1
PLANNER/ASSISTANT EMA DIRECTOR	1	1
Totals	5	5

LAW DEPARTMENT

Timothy J. Chapman
City Solicitor

The City Solicitor and the Assistant City Solicitors represent the City of East Providence in all litigation in Federal and State courts and all Federal and State administrative agencies. Additionally, the Law Department acts as legal advisors to the City Council, City Manager, all departments and divisions and appointed City boards and commissions in matters ranging from the application of City and State law to union grievances and arbitration matters. As corporate counsel, they prepare and review all ordinances, resolutions, contracts, leases, easements and other legal documents and render legal opinions on a myriad of questions and also appear before the Liquor Control Administration, Commission for Human Rights, Labor Relations Board, American Arbitration Association and miscellaneous other commissions and agencies of the State and Federal government. As litigation counsel, the attorneys accept service, prepare pleadings and attend court hearings on lawsuits filed against various City agencies. They also regularly attend City Council, Minimum Property Standards Board of Review, Building Board of Standards and Appeals, Zoning Board of Review, Planning Board and Personnel Hearing Board meetings and are available by request for attendance at meetings of various other City boards and commissions.

CITY OF EAST PROVIDENCE

BUDGET FOR YEAR ENDING 10/31/2015

350 LAW

ACCT #	DESCRIPTION	FY 2012	FY 2013	FY 2014			FY 2015		
		ACTUAL	ACTUAL	BUDGET	1/2 year	est @ 10/31	DEPT	MANGR	COUNCIL
50101	REGULAR SALARIES	147,104	106,920	94,764	36,017	87,044	96,184	96,184	96,184
50102	TEMPORARY SALARIES	-	-	-	-	-	14,820	14,820	14,820
50104	LONGEVITY WAGES	7,125	7,125	7,125	-	7,125	4,745	4,745	4,745
50113	OUTSIDE SERVICES	204,224	229,375	175,000	50,144	98,350	175,000	175,000	175,000
50120	BLUE CROSS/DENTAL	55,731	15,491	17,712	7,594	14,798	308	308	308
50121	SOCIAL SEC (FICA)	11,783	12,417	7,794	3,375	7,303	6,258	6,258	6,258
50122	MUNICIPAL PENSION	28,794	28,462	22,422	8,762	19,651	22,422	22,422	22,422
50124	EMPLOYEE ASSISTANCE	63	-	63	-	-	63	63	63
50125	DEFERRED COMPENSATION	4,000	-	-	-	-	-	-	-
50126	EMPL BEN PHYS FIT / FLEX	200	-	-	-	-	-	-	-
50134	EMPLOYEE BENEFIT - GLI	-	-	1,008	-	-	597	597	597
50143	MED INS COPAY	(4,161)	(1,020)	(2,333)	(1,061)	(2,227)	(2,333)	(2,333)	(2,333)
50205	OFFICE EQUIPMENT MAINTENANCE	4,030	2,980	1,500	1,613	4,807	2,000	2,000	2,000
50208	POSTAGE	306	327	400	183	302	400	400	400
50209	OFFICE SUPPLIES	997	945	1,200	339	759	1,200	1,200	1,200
50214	CLEANING/HSHLD SUPPLIES	28	-	-	-	-	300	300	300
50225	TELEPHONE	1,372	433	800	-	-	800	780	780
50259	BOOKS	1,755	1,901	2,500	1,681	2,500	2,500	2,500	2,500
50266	LEASE EQUIPMENT	-	-	-	-	-	1,200	-	-
50401	OFFICE EQUIPMENT	-	-	1,500	-	-	1,500	1,500	1,500
50964	INSURANCE - MUNICIPAL	-	-	-	-	-	-	-	-
	SEVERANCE	-	-	-	4,757	4,757	-	-	-
	DUES	-	-	-	-	-	-	500	500
	TRAVEL/TRAINING	-	-	-	-	-	-	500	500
	AUTO EXPENSE	-	-	-	-	-	-	200	200
	TOTAL	463,353	405,356	331,455	113,404	245,169	327,964	327,944	327,944

STAFFING	2014	Proposed
Position	Totals	Totals
LEGAL SECRETARY	1	1
LEGAL SECRETARY I	1	1
Totals	2	2

HUMAN RESOURCES

Kathleen Waterbury
Director

The Human Resources Department (HR) serves the leadership and staff of both the City of East Providence and East Providence School Department to help meet city, council and school committee objectives as they relate to employees, culture and productivity. The HR Department consists of the HR Director, EEO Officer, two HR Managers, two HR Analysts and three administrative assistants and provides support to all departments in the areas of:

- Recruitment and Selection
- Benefits
- Compensation
- EEO/Diversity
- Labor Relations

The HR Department is responsible for recruiting and selecting the best-qualified staff; by fostering and actively promoting equal opportunity in employment on the basis of ability to perform work, and to eliminate and prevent discrimination on the basis of race, religion, sex, age, handicap and national origin. HR also develops and administers wage, salary and benefit programs that provide fair and equitable compensation and that promote employee wellness and well-being. In addition, HR is responsible for adopting and implementing fair and effective workplace policies and procedures that cultivate and support a productive and positive work environment.

In FY2014 HR conducted both Fire and Police recruitment drives and filled a multitude of open positions in the Public Works Department ranging from Laborer to Water Superintendent. HR also created the first Affirmative Action Plan in several decades bringing the City and School Department into compliance.

IN FY15 the focus for the HR Department will be to continue recruiting the best and the brightest to meet the staffing needs of the City and School Department as well begin to leverage technology to streamline HR service processes and improve access to employee information.

CITY OF EAST PROVIDENCE
BUDGET FOR YEAR ENDING 10/31/2015

400 HUMAN RESOURCES

ACCT #	DESCRIPTION	FY 2012	FY 2013	FY 2014			FY 2015		
		ACTUAL	ACTUAL	BUDGET	1/2 year	est @ 10/31	DEPT	MANGR	COUNCIL
50101	REGULAR SALARIES	123,363	237,556	473,406	161,181	343,701	513,056	385,357	385,357
50102	TEMPORARY SALARIES	2,174	8,718	3,200			11,340	11,340	11,340
50103	OVERTIME WAGES	-		885			900	-	-
50104	LONGEVITY WAGES	7,087	3,767	9,263		9,263	11,353	3,672	3,672
50113	OUTSIDE SERVICES	1,920	4,445	5,000		1,038	11,500	11,500	11,500
50120	BLUE CROSS/DENTAL	43,460	37,334	109,782	47,073	42,334	149,214	99,322	99,322
50121	SOCIAL SEC (FICA)	13,578	14,281	37,237	16,128	34,850	41,054	29,759	29,759
50122	MUNICIPAL PENSION	33,179	32,736	106,216	41,507	92,463	115,405	86,131	86,131
50124	EMPLOYEE ASSISTANCE	84	790	-			-	-	-
50125	DEFERRED COMPENSATION	4,000		-			-	-	-
50126	EMPL BEN PHYS FIT / FLEX	200		-			525	350	350
50133	RECRUITING PHYSICALS	158		3,500			7,500	7,500	7,500
50134	EMPLOYEE BENEFIT - GLI	140,859	123,337	2,100			2,687	1,793	1,793
50143	MED INS COPAY	(6,627)	(2,450)	(12,664)	(5,764)	(12,092)	(22,332)	(17,190)	(17,190)
50155	TERMINATION PAY - VAC	9,312		-			-	-	-
50156	TERMINATION PAY - SICK	-	21,548	-		8,500	-	5,000	5,000
50157	TERMINATION PAY - LONGEV	-		-			-	-	-
50205	OFFICE EQUIPMENT MAINTEN	590	3,554	450	532	95	250	250	250
50208	POSTAGE	323	1,171	875	353	873	875	875	875
50209	OFFICE SUPPLIES	781	2,755	1,000	385	1,128	1,000	1,000	1,000
50228	TRAVEL & TRAINING	-		-			-	-	-
50236	EDUCATION EXPENSES	-		-			-	-	-
50250	DUES & SUBSCRIPTIONS	-	664	550			775	775	775
50269	RECRUITMENT ADVERTISEN	3,852	3,039	10,000	5,721	11,495	10,000	10,000	10,000
50270	PRINTING OFFICE FORMS	699	1,558	2,500	657	1,061	1,500	1,500	1,500
50271	RECRUITING ALLOWANCE	-		15,000	9,804	21,210	7,500	-	-
50401	OFFICE EQUIPMENT	-	290	4,500		1,549	2,500	2,500	2,500
50964	INSURANCE - MUNICIPAL	-		-			3,838	-	-
				-			-	-	-
				-			-	-	-
	ALLOCATE 50% TO SCHOOL			(386,400)			(435,220)	-	-
	TOTAL	378,990	495,093	386,400	277,602	557,468	435,220	641,434	641,434

STAFFING	2014	Proposed
Position	Totals	Totals
DIRECTOR	1	1
CONFIDENTIAL SECRETARY	1	1
HR MANAGER	1	1
HR MANAGER	1	1
AFFIRMATIVE ACTION OFFICER	1	1
HR CLERK	1	1
*SECRETARY	1	1
*SECRETARY	1	1
Totals	8	8

* Paid by school district

CANVASSING AUTHORITY

Leslie Shattuck-Moore
Canvassing Administrator

The Canvassing Authority is responsible for executing all Elections for the City of East Providence. We are required to maintain accurate records and follow all state and local election laws. The Canvassing Authority provides a pleasant and positive reception to the community in which they are greeted with hospitality and an eagerness to necessitate whatever their needs are with or without privacy.

The Canvassing Authority is a department of the City and reports to the City Manager and a three member Board of Canvassers that are appointed by the City Council but governed by the state. The Canvassing Authority reports to the Office of the Secretary of State, Elections and Civics Division, on matters that relate to the certification of candidates, nomination petitions, mail ballot applications, and updating and maintenance of voter registrations. The Canvassing Authority also reports to the State Board of Elections for voting machines, poll worker training and meetings, interpretations of the State election laws, and any new legislation that may affect Elections. We are the 5th largest city in the state with approximately 32, 000 voters.

The Canvassing Authority staff consists of an Administrator who oversees one full time clerk and one part time clerk.

CITY OF EAST PROVIDENCE
BUDGET FOR YEAR ENDING 10/31/2015

450 CANVASSING AUTHORITY

ACCT #	DESCRIPTION	FY 2012	FY 2013	FY 2014			FY 2015		
		ACTUAL	ACTUAL	BUDGET	1/2 year	est @ 10/31	DEPT	MANGR	COUNCIL
50101	REGULAR SALARIES	81,331	83,116	86,351	40,129	86,608	87,646	87,646	87,646
50102	TEMPORARY SALARIES	5,686	6,608	2,000	531	8,500	8,500	8,500	8,500
50103	OVERTIME WAGES	4,494	1,893	2,000		2,000	2,000	2,000	2,000
50104	LONGEVITY WAGES	1,044	5,081	5,635		5,635	5,748	5,748	5,748
50112	BOARDS & COURT OFFICIAL	-	-	-		-	-	-	-
50113	OUTSIDE SERVICES	43,947	22,823	18,600		18,600	31,365	31,365	31,365
50120	BLUE CROSS/DENTAL	37,207	28,518	33,268	14,265	27,796	33,103	33,103	33,103
50121	SOCIAL SEC (FICA)	6,249	7,026	7,343	3,180	6,872	7,948	7,948	7,948
50122	MUNICIPAL PENSION	15,271	16,106	20,243	7,910	17,782	20,553	20,553	20,553
50124	EMPLOYEE ASSISTANCE	42	100	42			42	42	42
50125	DEFERRED COMPENSATION	4,000	-	-		-	-	-	-
50126	EMPL BEN PHYS FIT / FLEX	325		100					
50127	EMPLOYEE BENEFIT - CLOT	150	150	150	275	525	400	400	400
50134	EMPLOYEE BENEFIT - GLI	-		634			597	597	597
50143	MED INS COPAY	(4,308)	(1,766)	(5,445)	(2,478)	(4,939)	(5,469)	(5,469)	(5,469)
50205	OFFICE EQUIPMENT MAINTEN	507	404	500		280	500	500	500
50208	POSTAGE	3,572	4,754	3,000	1,352	6,547	3,000	3,000	3,000
50209	OFFICE SUPPLIES	721	656	1,000	447	900	1,000	1,000	1,000
50216	FOOD	-		150		150	150	150	150
50227	ADVERTISING, PRINTING	2,921	6,120	4,000	69	2,155	4,000	4,000	4,000
50228	TRAVEL & TRAINING	-		200			200	200	200
50232	RENTAL OF SPACE & EQUIP	767	1,517	640		640	2,450	2,450	2,450
50250	DUES & SUBSCRIPTIONS	-	80	200	80	80	200	200	200
50964	INSURANCE - MUNICIPAL	-		-			-	-	-
				-			-	-	-
	TOTAL	203,927	183,186	180,611	65,760	180,131	203,933	203,933	203,933

STAFFING	2014	Proposed
Position	Totals	Totals
CANVASSING ADMINISTRATOR	1	1
CLERK TYPIST	1	1
Totals	2	2

PUBLIC LIBRARY

Eileen Socha
Director

The East Providence Public Library is a community destination. A department of the City, reporting to the City Manager, the Library is governed by a seven member Board of Trustees appointed by the City Manager.

There are two Library locations in the City dedicated to educate, enlighten, enrich and entertain all residents of East Providence. Both Weaver and Riverside Libraries are virtual and face to face community centers of conversation, equitable access to information, lifelong learning and civic engagement. Materials are available in various formats including print, large print, audio and downloadable e-books. An extensive collection of DVD's and CD's are available.

The catalog of e-books (Overdrive) includes more than 45,000 titles of fiction, non-fiction, audio and video, accessible through the Library's website: www.eastprovidencelibrary.org.

Annually, the Library circulates over 385,000 items and answers nearly 15,000 reference questions. There are 21,500 registered borrowers and visits to the Libraries total more than 270,000. Over 550 programs are offered each year for the enjoyment and intellectual stimulation for residents of all ages.

The 2014 summer Library activities were very successful with reading programs for children, teens and adults. The family concert series attracted more than 1500 attendees on the Library lawn. A new community outreach program was instituted this summer with an eight week Farmers Market held Thursdays during July and August. Fresh vegetables and fruits, desserts, olive oils, plants, hydroponics, along with children's activities, music and information was provided. It was a successful venture which will continue next summer.

The Library Staff consists of the Library Director; 8 Professional Librarians, a Literacy Coordinator, Circulation Coordinator, Technical Services Assistant, Youth Services Assistant, 7 Library Aides, 3 part time employees and 1 Student Assistant.

CITY OF EAST PROVIDENCE

BUDGET FOR YEAR ENDING 10/31/2015

550 LIBRARY

ACCT #	DESCRIPTION	FY 2012	FY 2013	FY 2014			FY 2015		
		ACTUAL	ACTUAL	BUDGET	1/2 year	est @ 10/31	DEPT	MANGR	COUNCIL
50101	REGULAR SALARIES	958,755	906,161	920,454	415,097	894,725	991,391	991,391	991,391
50102	TEMPORARY SALARIES	-	27,096	-	-	-	-	-	-
50103	OVERTIME WAGES	-	9,637	20,000	7,912	13,072	20,000	20,000	20,000
50104	LONGEVITY WAGES	66,086	62,430	60,030	-	60,030	63,679	63,679	63,679
50113	OUTSIDE SERVICES	19,483	221,332	-	-	-	-	-	-
50114	PART-TIME SERVICES	21,927	-	23,000	14,943	32,091	23,000	23,000	23,000
50120	BLUE CROSS/DENTAL	372,324	225,394	271,864	116,573	239,101	319,108	319,108	319,108
50121	SOCIAL SEC (FICA)	85,573	71,688	74,874	32,429	70,073	77,908	82,243	82,243
50122	MUNICIPAL PENSION	194,071	164,756	215,389	84,169	189,031	215,389	233,592	233,592
50124	EMPLOYEE ASSISTANCE	462	1,300	462	-	-	462	462	462
50125	DEFERRED COMPENSATION	24,080	-	-	-	-	-	-	-
50126	EMPL BEN PHYS FIT / FLEX	3,850	-	1,200	-	-	1,200	2,500	2,500
50127	EMPLOYEE BENEFIT - CLOT	1,450	1,200	1,200	2,750	5,250	1,200	-	-
50134	EMPLOYEE BENEFIT - GLI	-	-	6,285	-	-	6,285	6,285	6,285
50143	MED INS COPAY	(43,874)	(15,537)	(44,590)	(20,296)	(40,447)	(54,164)	(54,164)	(54,164)
50201	REPAIRS, BUILDINGS	-	2,366	1,000	-	-	1,000	1,000	1,000
50205	OFFICE EQUIPMENT MAINTENANCE	518	-	1,000	1,360	2,883	1,000	1,000	1,000
50206	MAINTENANCE - SIGNAL SYSTEMS	3,619	3,262	3,000	892	3,404	3,300	3,300	3,300
50207	REPAIRS, AUTO MAINT	1,130	92	1,000	-	-	1,000	1,000	1,000
50208	POSTAGE	843	998	1,000	432	947	1,000	1,000	1,000
50209	OFFICE SUPPLIES	4,193	5,731	5,000	2,195	5,252	5,000	5,000	5,000
50210	AGENCY SUPPLIES	3,442	-	2,500	-	-	2,500	2,500	2,500
50214	CLEANING/HSHLD SUPPLIES	2,195	1,967	1,800	963	2,165	1,900	1,900	1,900
50218	GAS - OIL - LUBRICANTS	2,653	2,813	2,000	-	-	2,000	2,000	2,000
50223	FUEL - HEATING	23,692	21,070	27,000	17,353	24,992	26,000	26,000	26,000
50224	ELECTRICITY	33,474	44,144	40,000	14,159	42,217	43,000	43,000	43,000
50225	TELEPHONE	888	7,791	-	-	285	-	-	-
50226	WATER	3,979	2,876	3,000	-	3,396	3,300	3,300	3,300
50227	ADVERTISING, PRINTING	655	564	1,000	-	1,410	1,000	1,000	1,000
50229	SUPPLIES	169	-	-	-	-	-	-	-
50238	MILEAGE REIMBURSEMENT	420	-	500	-	-	500	500	500
50250	DUES & SUBSCRIPTIONS	316	686	750	198	264	500	500	500
50274	MAINTENANCE CONTRACT	9,375	9,665	3,000	-	4,850	3,000	3,000	3,000
50305	INTEREST ON BONDS	45,755	42,579	39,311	-	39,311	39,311	39,311	39,311
50306	PRINCIPAL ON BONDS	74,700	74,700	74,700	-	74,700	74,700	74,700	74,700
50964	INSURANCE - MUNICIPAL	-	-	12,782	-	-	12,782	-	-
	OCEAN STATE LIBRARIES			84,351	48,170	113,031	84,351	84,351	84,351
	PROGRAMS/CONTINUING ED			10,000	3,697	7,960	10,000	10,000	10,000
	LIBRARY MATERIALS			164,950	46,606	128,306	166,692	166,692	166,692
	TOTAL	1,974,427	1,896,761	2,029,812	789,602	1,918,299	2,149,294	2,159,150	2,159,150

DEPARTMENT OF PUBLIC WORKS

Steve Coutu
Director

The mission of the Department of Public Works is to efficiently provide essential public works services for the entire community with a commitment to enhance the living and working environment within the City.

The Department of Public Works is headed by the Public Works Director. Staff in the Department consists of 90 full-time employees, and several part-time and seasonal employees. The Department consists of nine (9) Divisions including: Building Inspection, Engineering, Highway and Parks, Refuse and Recycling, Public Buildings, Central Garage, Water Utilities, Water Pollution Control

The Department of Public Works provides services to East Providence residents in the areas of streets and sidewalks, parks and grounds maintenance, refuse and recycling collection, engineering services, water distribution, wastewater treatment and collection, building code and inspection services. In addition, the Department is responsible for the maintenance of all City owned buildings, and maintenance of the City's vehicles and equipment. The Department coordinates streetlight repairs with National Grid.

The Building Inspection Division is responsible for the issuance of permits and conducting inspections for all new construction and alterations for buildings within the City to ensure all applicable building codes are met. The Division issues permits including building, plumbing, mechanical, and electrical. This office is also responsible for the review of minimum housing complaints, and zoning issues.

The Engineering Division is located on the 2nd floor of City Hall in the Public Works office. The Division is headed by the City Engineer and it is responsible for the maintenance and update of roadway, sewer, water, and drainage plans and is the source of information to contractors and the general public on these subjects. The Engineering Division works closely with the Public Works Director and the other public works divisions on developing plans and specifications, and contracts for public works projects. Many City improvement projects including water and sewer line extension, drainage improvements, building improvements, as well as work at the City's wastewater treatment facility are developed with in-house staff eliminating the need for relying on consultants for many projects.

The Highway Division is responsible for the maintenance of 160 miles of City streets, work activities include:

- Snow and Ice removal operations (The City does not rely upon outside contractors for this service)
- Street Sweeping

- Storm Drain Maintenance including catch basin cleaning (3000 catch basins and 1300 manholes), and drain pipe cleaning (66 miles of drain pipe), and clearing brush and debris from over 4.5 miles of open drainage ditches.
- Provides pothole patching, and utility trench repairs on City streets.
- Provides sidewalk improvements for locations damaged by City street trees.
- Provides for new traffic signs and makes repairs to signs as needed.
- Provides and maintains pavement markings for traffic control.
- Maintains 158 City owned and operated traffic signal devices.
- Maintains the former landfill site and operates the compost facility where approximately 5000 tons of leaf and waste are processed annually.

The Parks Division is responsible for the planning, maintenance and improvement of approximately 320 acres that consists of 15 neighborhood parks and playgrounds, sports field maintenance for 20 ball fields, 5 outdoor tennis courts, 17 outdoor basketball courts, 9 youth soccer and football fields. These include Agawam/Mello Softball Complex, Hunt's Mills Recreation Area, Rose Larisa Memorial Park, Crescent Park/Looff Carousel grounds, conservation areas, 2 historic cemeteries, traffic islands, 11 large flower planters and part of the Blackstone Valley Bikeway. In addition, Parks oversees and cares for approximately 8300 public trees located in parks, playgrounds, schools, conservation areas and streets.

The Public Buildings Division is responsible for the daily cleaning, general maintenance, and repairs of the following City owned buildings: City Hall, Municipal Garage Complex, Animal Shelter, Recreation Center, Police Station, Senior Center, Breed Hall, Sweetland House, the four Library branches. The Division also assists with maintenance and repairs to the four Fire Stations as needed.

The Refuse and Recycling Division is managed by the DPW Programs Coordinator. The Refuse/Recycling Division successfully implemented the Automated Recycling Collection programs this year. Nearly 5000 tons of recycling materials were collected last year and the City's recycling rate has increased to 27%.

Central Garage or fleet maintenance is located at the Municipal Public Works Complex located at 60 Commercial Way. This Division is responsible for the maintenance and repair of approximately 350 pieces of City owned equipment ranging from lawnmowers to snow plow trucks, police vehicles, and all fire apparatus. Most repair work and preventative maintenance is performed with in-house resources. The work performed ranges from oil changes and tire repairs, to complete engine overhauls.

The Water Utilities Division serves to operate and maintain the water distribution system which provides water service to all East Providence residents and businesses. The water distribution system consists of 200 miles of water main of various sizes, all valves and hydrants, two water storage tanks and pumping station located at Kent Heights, and nearly 15,000 water meters.

The City's Wastewater Facility and Collection System is operated and maintained by United Water. The City was the recipient of the 2014 Gold Award from the American Council of Engineering Companies of Massachusetts for Professional Design Excellence.

CITY OF EAST PROVIDENCE

BUDGET FOR YEAR ENDING 10/31/2015

600 PUBLIC WORKS

ACCT #	DESCRIPTION	FY 2012	FY 2013	FY 2014			FY 2015		
		ACTUAL	ACTUAL	BUDGET	1/2 year	est @ 10/31	DEPT	MANGR	COUNCIL
50101	REGULAR SALARIES	149,107	148,624	153,352	72,363	157,162	160,749	160,749	160,749
50104	LONGEVITY WAGES	10,715	9,517	11,035		11,035	11,989	11,989	11,989
50120	BLUE CROSS/DENTAL	20,213	32,258	33,268	14,265	27,796	33,104	33,104	33,104
50121	SOCIAL SEC (FICA)	12,060	11,691	12,309	5,331	11,519	13,214	13,214	13,214
50122	MUNICIPAL PENSION	29,469	34,642	36,143	14,123	31,776	36,143	36,143	36,143
50124	EMPLOYEE ASSISTANCE	42		42			-	-	-
50125	DEFERRED COMPENSATION	7,196		-			-	-	-
50126	EMPL BEN PHYS FIT / FLEX	300		-			-	-	-
50134	EMPLOYEE BENEFIT - GLI	-		606			598	598	598
50143	MED INS COPAY	(5,076)	(2,314)	(5,444)	(2,478)	(4,452)	(7,033)	(7,033)	(7,033)
50208	POSTAGE	83	90	100	32	59	100	100	100
50209	OFFICE SUPPLIES	179		300	82	262	200	200	200
50228	TRAVEL & TRAINING	60		250			500	500	500
50233	COMMUNICATION EXPENSE	384	780	800	832	1,537	800	800	800
50250	DUES & SUBSCRIPTIONS	689	537	500	205	442	500	500	500
50964	INSURANCE - MUNICIPAL	-		-			1,306	-	-
	*20% allocated			-			-	-	-
							-	-	-
	TOTAL	225,421	235,825	243,261	104,755	237,136	252,170	250,864	250,864

STAFFING	2014	Proposed
Position	Totals	Totals
DIRECTOR	1	1
DPW PROGRAM COORDINATOR	1	1
Totals	2	2

CITY OF EAST PROVIDENCE

BUDGET FOR YEAR ENDING 10/31/2015

605 BUILDING INSPECTION

ACCT #	DESCRIPTION	FY 2012	FY 2013	FY 2014			FY 2015		
		ACTUAL	ACTUAL	BUDGET	1/2 year	est @ 10/31	DEPT	MANGR	COUNCIL
50101	REGULAR SALARIES	498,958	318,707	235,383	126,141	270,975	301,336	269,143	269,143
50102	TEMPORARY SALARIES	3,420		-			-		-
50103	OVERTIME WAGES	-	2,814	4,000	6,801	10,156	12,000	6,000	6,000
50104	LONGEVITY WAGES	18,258	18,849	13,844	13,844	13,884	19,855	19,855	19,855
50112	BOARDS & COURT OFFICIAL	-		-			-		-
50113	OUTSIDE SERVICES	37,305	35,210	5,000	37,043	62,007	15,000	35,000	35,000
50114	PART-TIME SERVICES	20,763	29,587	50,000	17,810	52,525	61,360	45,760	45,760
50120	BLUE CROSS/DENTAL	108,910	72,272	34,348	14,725	28,698	82,760	82,760	82,760
50121	SOCIAL SEC (FICA)	26,743	24,863	20,449	8,856	19,138	19,875	19,875	19,875
50122	MUNICIPAL PENSION	60,517	56,991	43,482	16,991	38,760	70,973	70,973	70,973
50124	EMPLOYEE ASSISTANCE	105	100	105			-	-	-
50125	DEFERRED COMPENSATION	8,000		-			-	-	-
50126	EMPL BEN PHYS FIT / FLEX	725		100			100	100	100
50127	EMPLOYEE BENEFIT - CLOT	300	150	150	275	525	150	150	150
50134	EMPLOYEE BENEFIT - GLI	-		1,609			1,493	1,493	1,493
50143	MED INS COPAY	(14,316)	(7,418)	(5,444)	(2,478)	(4,938)	(14,846)	(14,846)	(14,846)
50155	TERMINATION PAY - VAC	3,572		-			-	-	-
50156	TERMINATION PAY - SICK	290		-		13,015	-	-	-
50157	TERMINATION PAY - LONGE	579		-			-	-	-
50170	ADJUSTMENT	-		-			-	-	-
50205	OFFICE EQUIPMENT MAINTEN	389	47	19,945	17	375	500	500	500
50207	REPAIRS, AUTO MAINT	1,314	4,804	1,000	274	407	1,000	1,000	1,000
50208	POSTAGE	5,638	6,160	6,500	3,303	7,466	6,500	6,500	6,500
50209	OFFICE SUPPLIES	827	476	500	250	679	500	500	500
50210	AGENCY SUPPLIES	53		500			500	500	500
50218	GAS - OIL - LUBRICANTS	3,472	3,780	3,500	1,656	3,184	3,500	3,500	3,500
50227	ADVERTISING, PRINTING	1,660	2,255	2,000		1,425	2,000	2,000	2,000
50228	TRAVEL & TRAINING	558	740	1,000	464		1,000	1,000	1,000
50233	COMMUNICATION EXPENSE	2,202	4,879	2,000	1,924	4,600	4,620	4,620	4,620
50250	DUES & SUBSCRIPTIONS	1,515	2,025	2,500	1,785	1,948	2,500	2,500	2,500
50401	OFFICE EQUIPMENT	-		2,700			1,000	1,000	1,000
50413	TANK TESTING & REPAIR	2,134	3,326	2,500	2,312	3,083	5,000	5,000	5,000
50964	INSURANCE - MUNICIPAL	-		-			-	-	-
				-			-	-	-
				-			-	-	-
				-			-	-	-
	TOTAL	793,890	580,617	447,671	251,993	527,912	598,676	564,883	564,883

STAFFING	2014	Proposed
Position	Totals	Totals
BUILDING OFFICIAL	1	1
ELECTRICAL INSPECTOR	0.5	0.5
PLUMB, MECH & BLDG. INSP	1	1
ZONING OFFICER	1	1
CLERK TYPIST	1.5	2
Totals	5	5.5

CITY OF EAST PROVIDENCE

BUDGET FOR YEAR ENDING 10/31/2015

610 ENGINEERING

ACCT #	DESCRIPTION	FY 2012	FY 2013	FY 2014			FY 2015		
		ACTUAL	ACTUAL	BUDGET	1/2 year	est @ 10/31	DEPT	MANGR	COUNCIL
50101	REGULAR SALARIES	421,481	419,962	423,922	198,867	427,714	434,772	434,772	434,772
50103	OVERTIME WAGES	-	3,633	-	341	444	3,000	3,000	3,000
50104	LONGEVITY WAGES	31,646	32,157	32,159		32,159	32,802	32,802	32,802
50113	OUTSIDE SERVICES	503	688	1,500	816	1,089	1,500	1,500	1,500
50118	UNREIMBURSED MEDICAL E	-		50			50	50	50
50120	BLUE CROSS/DENTAL	119,897	70,732	97,351	41,743	81,338	97,490	97,490	97,490
50121	SOCIAL SEC (FICA)	34,215	28,156	35,120	15,211	32,868	36,152	36,152	36,152
50122	MUNICIPAL PENSION	83,607	64,538	100,368	39,221	88,191	103,520	103,520	103,520
50124	EMPLOYEE ASSISTANCE	147	100	147			147	147	147
50125	DEFERRED COMPENSATION	4,000		-			-	-	-
50126	EMPL BEN PHYS FIT / FLEX	925		100			-	-	-
50127	EMPLOYEE BENEFITS	150	150	150	1,375	2,625	2,000	2,000	2,000
50128	EMPLOYEE BENEFIT - TUITIO	-		-		990	2,000	2,000	2,000
50134	EMPLOYEE BENEFIT - GLI	-		2,121			2,090	2,090	2,090
50143	MED INS COPAY	(11,730)	(4,794)	(17,912)	(8,153)	(16,246)	(17,991)	(17,991)	(17,991)
50170	ADJUSTMENT	-		-			-	-	-
50205	OFFICE EQUIPMENT MAINTEN	2,511	3,177	2,500	2,078	3,620	3,400	3,400	3,400
50207	REPAIRS, AUTO MAINT	414	509	500	226	551	1,000	1,000	1,000
50208	POSTAGE	196	1,930	1,000	219	277	1,000	1,000	1,000
50209	OFFICE SUPPLIES	306	1,798	450	431	510	450	450	450
50210	AGENCY SUPPLIES	190		1,400			1,400	1,400	1,400
50215	UNIFORMS & PERS. EQUIP	1,600	1,600	1,800		33	300	300	300
50218	GAS - OIL - LUBRICANTS	2,629	1,450	2,000	1,395	2,721	2,000	2,500	2,500
50228	TRAVEL & TRAINING	425	770	2,000		293	1,000	1,000	1,000
50229	SUPPLIES	494		500			500	500	500
50233	COMMUNICATION EXPENSE	836	866	1,200	274	660	900	900	900
50250	DUES & SUBSCRIPTIONS	773	1,458	1,390	580	1,020	1,890	1,890	1,890
50266	LEASE EQUIPMENT	2,480		5,000			5,000	-	-
50403	PORTABLE EQUIPMENT	-		-			13,000	13,000	13,000
50964	INSURANCE - MUNICIPAL	-		-			4,478	-	-
	ADJUSTMENT			-			-	-	-
	TOTAL	697,695	628,880	694,816	294,624	660,857	733,850	724,872	724,872

STAFFING	2014	Proposed
Position	Totals	Totals
CITY ENGINEER	1	1
ASSOC.ENG.I	1	1
ENG AIDE III (CHIEF SURVEY PAR	1	1
ENGINEERING AIDE II	1	1
ENGINEERING AIDE II	1	1
ENGINEERING AIDE I	1	1
CLERK TYPIST II	1	1
Totals	7	7

CITY OF EAST PROVIDENCE
BUDGET FOR YEAR ENDING 10/31/2015

630 HIGHWAY/PARKS

ACCT #	DESCRIPTION	FY 2012	FY 2013	FY 2014		FY 2015			
		ACTUAL	ACTUAL	BUDGET	1/2 year	est @ 10/31	DEPT	MANGR	COUNCIL
50101	REGULAR SALARIES	1,248,417	1,164,143	1,830,558	790,910	1,707,635	1,755,074	1,836,144	1,836,144
50103	OVERTIME WAGES	20,228	101,257	101,500	91,858	126,140	100,000	100,000	100,000
50104	LONGEVITY WAGES	105,449	126,050	119,918		119,918	128,556	128,556	128,556
50105	ACTING WAGES	343	1,582	11,600	5,185	3,138	5,000	5,000	5,000
50113	OUTSIDE SERVICES	1,796	2,982	20,000	7,652	38,749	20,000	20,000	20,000
50118	UNREIMBURSED MEDICAL E	-	-	100			100	100	100
50120	BLUE CROSS/DENTAL	509,642	334,002	577,295	247,541	482,337	535,959	559,566	559,566
50121	SOCIAL SEC (FICA)	111,603	100,975	152,692	66,134	142,902	103,588	110,278	110,278
50122	MUNICIPAL PENSION	272,710	231,449	414,256	161,882	352,680	412,933	432,296	432,296
50124	EMPLOYEE ASSISTANCE	630	400	777			-	-	-
50125	DEFERRED COMP/PT/TEMP	6,742				18,279	-	-	-
50127	EMPLOYEE BENEFIT - CLOT	-		9,642	10,167	18,167	15,856	15,856	15,856
50134	EMPLOYEE BENEFIT - GLI	-		11,124			10,748	11,345	11,345
50143	MED INS COPAY	(31,882)	(16,753)	(94,600)	(43,060)	(85,811)	(94,014)	(98,702)	(98,702)
50155	TERMINATION PAY - VAC	19,948		-		14,420	-	-	-
50156	TERMINATION PAY - SICK	15,000	1,586	-			-	-	-
50157	TERMINATION PAY - LONGEV	9,022		-			-	-	-
50201	REPAIRS, BUILDINGS	1,750	464	3,000	1,095	2,210	3,000	3,000	3,000
50202	REPAIRS - STREETS ETC	69,354	67,817	70,000	18,533	66,361	100,000	100,000	100,000
50204	REPAIRS - MEC-ORTEQUIP	715	3,933	7,100	2,781	10,429	3,000	3,000	3,000
50205	OFFICE EQUIPMENT MAINT	103		150			100	100	100
50206	MAINTENANCE - SIGNAL SYS	182	16,368	750	340	510	35,000	5,000	5,000
50207	REPAIRS, AUTO MAINT	103,251	164,563	125,000	86,184	159,812	105,000	150,000	150,000
50209	OFFICE SUPPLIES	71	293	320	167	429	500	500	500
50212	SMALL TOOLS	2,638	46	4,000	2,669	5,533	4,000	4,000	4,000
50214	CLEANING/HSHLD SUPPLIES	54		600	53	103	100	100	100
50215	UNIFORMS & PERS. EQUIP	11,790	10,065	15,000	446	1,370	10,000	10,000	10,000
50216	FOOD	48	744	500	972	1,523	1,000	1,000	1,000
50217	CHEMICALS	-	3,787	2,500	1,204	2,366	2,500	2,500	2,500
50218	GAS - OIL - LUBRICANTS	82,712	106,412	135,000	76,110	142,730	150,000	150,000	150,000
50219	PAINT	3,456	2,655	4,000	365	2,879	15,000	15,000	15,000
50220	SIGNS	10,864	6,469	10,000	923	6,269	10,000	10,000	10,000
50222	REPAIRS	8,032	4,151	21,000	513	11,995	10,000	10,000	10,000
50223	FUEL - HEATING	6,399	14,824	25,000	26,564	42,294	30,000	30,000	30,000
50224	ELECTRICITY	13,043	9,236	28,000	8,437	24,866	20,000	20,000	20,000
50225	TELEPHONE	1,830	1,945	1,500	1,580	4,334	1,500	1,500	1,500
50226	WATER	5,015	12,518	20,750	357	1,168	15,000	15,000	15,000
50228	TRAVEL & TRAINING	60	425	3,500	210	315	3,000	3,000	3,000
50232	RENTAL OF SPACE & EQUIP	-		2,500			20,000	20,000	20,000
50233	COMMUNICATION EXPENSE	-		3,125			2,500	2,500	2,500
50250	DUES & SUBSCRIPTIONS	1,157	1,320	2,000	531	1,247	1,500	1,500	1,500
50258	SNOW CONTROL - SALT ETC	36,376	101,479	100,000	120,141	207,561	125,000	125,000	125,000
50266	LEASE EQUIPMENT	72,903	111,111	-			-	-	-
50403	PORTABLE EQUIPMENT	355		3,000	1,352	5,234	3,000	3,000	3,000
50964	INSURANCE - MUNICIPAL	-		-			3,000	3,000	3,000
	NURSURY/REC SUPPLIES			7,500	2,626	9,442			
	TOTAL	2,721,808	2,668,298	3,750,657	1,692,422	3,649,534	3,667,500	3,809,139	3,809,139

STAFFING	2014	Proposed
Position	Totals	Totals
HIGHWAY SUPERINTENDENT	1	1
ASST HIGHWAY SUPERINTENDENT	2	2
LEADWORKER	5	5
AUTO EQUIP OP II	6	6
AUTO EQUIP OP I	6	6
LABORER	4	4
LABORER/PAINTER	0	0
ASST. SUPERINTENDENT	1	1
LANDSCAPT SPECIALIST	1	1
LEADWORKER	1	1
TREE TRIMMER	2	2
AUTO EQUIP OP I	3	3
CLERK TYPIST II	1	1
LABORER	3	5
Totals	36	38

CITY OF EAST PROVIDENCE

BUDGET FOR YEAR ENDING 10/31/2015

635 STREETLIGHTS

ACCT #	DESCRIPTION	FY 2012	FY 2013	FY 2014			FY 2015		
		ACTUAL	ACTUAL	BUDGET	1/2 year	est @ 10/31	DEPT	MANGR	COUNCIL
50224	ELECTRICITY	679,709	792,767	600,000	285,710	700,530	600,000	750,000	730,000
							-		
							-		
							-		
	TOTAL	679,709	792,767	600,000	285,710	700,530	600,000	750,000	730,000

STAFFING	2014	Proposed
Position	Totals	Totals
Totals	0	0

CITY OF EAST PROVIDENCE

BUDGET FOR YEAR ENDING 10/31/2015

660 PUBLIC BUILDINGS

ACCT #	DESCRIPTION	FY 2012	FY 2013	FY 2014			FY 2015		
		ACTUAL	ACTUAL	BUDGET	1/2 year	est @ 10/31	DEPT	MANGR	COUNCIL
50101	REGULAR SALARIES	448,210	371,194	485,450	189,717	408,605	469,781	469,781	469,781
50102	TEMPORARY SALARIES	21,698	35,362	27,724	13,440	28,890	39,598	39,598	39,598
50103	OVERTIME WAGES	7,792	32,359	20,000	21,430	36,186	35,000	35,000	35,000
50104	LONGEVITY WAGES	26,294		25,688		25,688	26,977	26,977	26,977
50105	ACTING WAGES	3,431	3,186	4,042	2,528	4,870	4,187	4,187	4,187
50113	OUTSIDE SERVICES	795	1,208	1,200			1,200	1,200	1,200
50114	PART-TIME SERVICES	10,217		10,374			-	-	-
50120	BLUE CROSS/DENTAL	138,585	106,608	130,620	56,009	109,135	137,035	137,035	137,035
50121	SOCIAL SEC (FICA)	30,898	33,756	37,468	16,228	35,110	44,333	44,333	44,333
50122	MUNICIPAL PENSION	74,155	77,375	98,956	38,669	86,820	109,982	109,982	109,982
50124	EMPLOYEE ASSISTANCE	189		189			210	210	210
50125	DEFERRED COMPENSATION	2,000		-			-	-	-
50126	EMPL BEN PHYS FIT / CLOTH	975		-	2,564	4,564	3,964	3,964	3,964
50134	EMPLOYEE BENEFIT - GLI	-		2,670			2,986	2,986	2,986
50143	MED INS COPAY	(9,498)	(4,149)	(19,909)	(9,062)	(18,059)	(21,790)	(21,790)	(21,790)
50170	ADJUSTMENT	-		-			-	-	-
50201	REPAIRS, BUILDINGS	109,238	185,056	180,000	35,202	229,500	207,000	207,000	207,000
50205	OFFICE EQUIPMENT MAINTENANCE	79		100			125	125	125
50207	REPAIRS, AUTO MAINT	3,454	1,793	3,000		3,922	4,000	4,000	4,000
50208	POSTAGE	5		30	11	18	30	30	30
50209	OFFICE SUPPLIES	265	88	150	191	310	200	200	200
50212	SMALL TOOLS	376		1,000			1,000	1,000	1,000
50213	ELEC-MECH SUPPLIES	2,054	1,778	2,000	662	2,602	2,500	2,500	2,500
50214	CLEANING/HSHLD SUPPLIES	10,231	12,400	15,000	6,769	22,750	20,000	20,000	20,000
50215	UNIFORMS & PERS. EQUIP	2,864	2,864	2,864	2,941		500	500	500
50218	GAS - OIL - LUBRICANTS	3,031	3,462	3,000	2,906	5,452	4,000	4,000	4,000
50223	FUEL - HEATING	50,052	53,524	63,000	48,626	86,929	68,000	68,000	68,000
50224	ELECTRICITY	117,751	166,152	143,000	60,184	170,553	172,000	172,000	172,000
50225	TELEPHONE	54,555	45,000	45,000	9,663	27,755	27,600	27,600	27,600
50226	WATER	10,869	9,846	11,000	4,339	12,629	15,000	15,000	15,000
50228	TRAVEL & TRAINING	-		100			100	100	100
50233	COMMUNICATION EXPENSE	1,289		1,800			1,800	1,800	1,800
50274	MAINTENANCE CONTRACT	13,844	10,244	15,500	3,088	16,102	15,500	15,500	15,500
50401	OFFICE EQUIPMENT	-		-			-	-	-
50410	STRUCTURES/IMPROVEMENTS	-	348,113	-	4,202	3,010	5,758	-	-
50964	INSURANCE - MUNICIPAL	-		-			-	-	-
	TOTAL	1,135,695	1,497,219	1,311,016	510,307	1,303,341	1,398,576	1,392,818	1,392,818

STAFFING	2014	Proposed
Position	Totals	Totals
SUPT. OF PUBLIC BLDGS.	1	1
ASST SUPT PUBLIC BUILDINGS	1	1
CUSTODIAN	7	7
HVAC	1	1
Totals	10	10

CITY OF EAST PROVIDENCE
BUDGET FOR YEAR ENDING 10/31/2015

670 CENTRAL GARAGE

ACCT #	DESCRIPTION	FY 2012	FY 2013	FY 2014		FY 2015			
		ACTUAL	ACTUAL	BUDGET	1/2 year	est @ 10/31	DEPT	MANGR	COUNCIL
50101	REGULAR SALARIES	415,353	378,471	416,381	196,526	421,281	424,867	424,867	424,867
50102	TEMPORARY SALARIES	-	-	-	-	-	-	-	-
50103	OVERTIME WAGES	13,936	10,067	7,000	96	273	7,000	7,000	7,000
50104	LONGEVITY WAGES	24,449	26,976	26,637	-	26,637	27,516	27,516	27,516
50105	ACTING WAGES	6,395	17,881	4,000	1,317	4,357	4,000	4,000	4,000
50113	OUTSIDE SERVICES	299	1,186	1,000	430	1,105	1,000	1,000	1,000
50120	BLUE CROSS/DENTAL	138,337	95,025	123,528	52,968	102,600	107,294	107,294	107,294
50121	SOCIAL SEC (FICA)	33,057	34,627	33,891	14,678	30,420	34,607	34,607	34,607
50122	MUNICIPAL PENSION	80,776	79,370	102,514	40,060	89,917	100,148	100,148	100,148
50124	EMPLOYEE ASSISTANCE	168	-	168	-	-	-	-	-
50134	EMPLOYEE BENEFIT - CLOT	-	-	-	-	1,914	-	-	-
50143	MED INS COPAY	(10,536)	(5,156)	(22,787)	(10,372)	(20,670)	(19,766)	(19,766)	(19,766)
50155	TERMINATION PAY - VAC	5,548	-	-	-	-	-	-	-
50156	TERMINATION PAY - SICK	12,000	4,386	-	-	-	-	-	-
50201	REPAIRS, BUILDINGS	5,978	3,848	4,000	410	1,843	4,000	4,000	4,000
50204	REPAIRS - MEC-PORTEQUIP	-	80	1,800	-	-	1,800	1,800	1,800
50205	OFFICE EQUIPMENT MAINTENANCE	97	139	150	318	516	150	150	150
50207	REPAIRS, AUTO MAINT	2,048	8,903	1,500	612	1,641	3,000	3,000	3,000
50208	POSTAGE	2	-	-	-	1	-	-	-
50209	OFFICE SUPPLIES	185	343	400	146	289	400	400	400
50211	MEDICAL SUPPLIES	-	142	150	-	-	150	150	150
50212	SMALL TOOLS	5,113	-	3,500	1,893	4,201	5,000	5,000	5,000
50214	CLEANING/HSHLD SUPPLIES	170	147	150	93	140	150	150	150
50215	UNIFORMS & PERS. EQUIP	6,727	6,395	8,500	3,969	5,980	6,500	6,500	6,500
50216	FOOD	-	-	-	-	-	-	-	-
50218	GAS - OIL - LUBRICANTS	5,226	11,269	5,000	2,723	5,514	6,000	6,000	6,000
50223	FUEL - HEATING	4,684	14,828	17,000	13,282	21,147	17,000	17,000	17,000
50224	ELECTRICITY	6,980	9,049	10,000	3,594	9,385	10,000	10,000	10,000
50225	TELEPHONE	347	899	500	306	805	500	500	500
50226	WATER	620	752	800	178	584	800	800	800
50228	TRAVEL & TRAINING	-	20	1,000	-	-	1,000	1,000	1,000
50233	COMMUNICATION EXPENSE	353	-	400	-	-	400	400	400
50250	DUES & SUBSCRIPTIONS	330	1,526	800	26	40	800	800	800
50266	LEASE EQUIPMENT	1,392	397	-	-	-	-	-	-
50401	OFFICE EQUIPMENT	204	-	250	-	-	250	250	250
50403	PORTABLE EQUIPMENT	423	-	800	-	-	800	800	800
50405	AUTO EQUIPMENT	-	-	-	-	-	-	-	-
50964	INSURANCE - MUNICIPAL	-	-	-	-	-	-	-	-
	TOTAL	763,536	701,570	749,032	323,253	709,920	745,366	745,366	745,366

STAFFING	2014	Proposed
Position	Totals	Totals
FLEET MANAGER	1	1
WELDER FABRICATOR	1	1
AUTO MECHANIC (STEP 5)	4	4
AUTO MECHANIC (STEP 3/4)	1	1
ACCOUNT CLERK II	1	1
Totals	8	8

POLICE DEPARTMENT

Christopher J. Parella
Chief of Department

The East Providence Police Department is a community oriented, full service, public safety agency. The agency is responsible for the preservation of public peace, prevention of crime, apprehension of criminals, protection of the rights of persons and property, and enforcement of the laws of the State of RI and the ordinances of the City of East Providence.

The three main divisions under the chief and deputy chief consist of patrol, detectives, and services; each under the direction of a police captain. Smaller divisions consist of: the Community Police Unit, Traffic Division, Detective Division, School Resource Officers, a Special Reaction Team, a Narcotics Unit, an Animal Control Division, and Harbormaster.

During the last fiscal year we were able to upgrade our entire motor vehicle fleet (50 + vehicles marked/unmarked), and have started some interior office updates and upgrades. Over the next year we would like to continue with interior renovations at headquarters since the building is approaching its 30th year without any major overhauls. Immediate needs would be to address a failing HVAC system and to repave the parking lot in order to expand available parking space.

CITY OF EAST PROVIDENCE

BUDGET FOR YEAR ENDING 10/31/2015

700 POLICE

ACCT #	DESCRIPTION	FY 2012	FY 2013	FY 2014			FY 2015		
		ACTUAL	ACTUAL	BUDGET	1/2 year	Est @ 10/31	DEPT	MANGR	COUNCIL
50101	REGULAR SALARIES	6,249,607	6,287,484	6,275,675	2,931,772	6,288,675	6,927,608	6,806,412	6,806,412
50102	TEMPORARY SALARIES	28,415		6,000	5,472	8,010	3,000	-	-
50103	OVERTIME WAGES	1,280,748	1,538,791	1,310,000	711,854	1,608,934	1,310,000	1,310,000	1,310,000
50104	LONGEVITY WAGES	393,725	396,405	381,856		381,856	393,856	380,145	380,145
50105	ACTING WAGES	1,601	5,142	5,250	4,156	13,695	5,250	5,250	5,250
50106	HOLIDAY WAGES	287,837	375,141	373,860	199,548	386,395	398,124	381,996	381,996
50107	COURT PAY	17,010	38,669	42,500	19,324	39,909	42,500	42,500	42,500
50108	SCHOOL CROSSING GUARD	107,990	120,860	120,600	67,975	118,653	120,600	120,600	120,600
50109	SPECIAL DETAIL	534,656	442,221	728,645	220,084	497,985	728,645	728,645	728,645
50113	OUTSIDE SERVICES	38,416	51,208	60,000	29,615	59,289	60,000	60,000	60,000
50115	VIN CHECKS	43,990	42,509	42,525	20,114	43,415	42,525	44,242	44,242
50118	UNREIMBURSED MEDICAL B	-	-	-	-	-	28,000	28,000	20,000
50120	BLUE CROSS/DENTAL	1,820,515	1,289,300	1,587,687	681,178	1,486,431	1,621,430	1,723,178	1,723,178
50121	SOCIAL SEC (FICA)	116,898	158,854	170,868	74,006	159,058	446,323	175,231	175,231
50122	MUNICIPAL PENSION	137,043	136,328	201,450	78,722	174,685	201,450	212,268	212,268
50123	POLICE & FIRE PENSION	769,192	3,630,230	1,332,920	1,198,786	1,154,451	3,803,027	1,154,451	1,154,451
50124	EMPLOYEE ASSISTANCE	3,500	2,058	2,300	50	72	2,300	2,300	2,300
50127	EMPLOYEE BENEFIT - CLOT	4,879	1,650	6,000	42,022	67,000	6,000	6,400	6,400
50128	EMPLOYEE BENEFIT - TUITI	14,471	22,705	20,000	2,840	12,478	25,000	25,000	25,000
50134	EMPLOYEE BENEFIT - GLI	-	-	35,476	-	-	35,476	35,476	35,476
50143	MED INS COPAY	(103,514)	(41,570)	(122,470)	(55,746)	(111,289)	(122,470)	(133,297)	(133,297)
50155	TERMINATION PAY	5,526	79,719	-	31,449	100,107	-	100,000	100,000
50201	REPAIRS, BUILDINGS	10,247	10,557	10,000	5,573	18,434	10,000	10,000	10,000
50205	OFFICE EQUIPMENT MAINT	3,093		4,250			10,000	4,250	4,250
50207	REPAIRS, AUTO MAINT	121,191	149,855	100,000	50,333	147,465	100,000	100,000	100,000
50208	POSTAGE	1,791	1,139	1,000	1,659	2,412	1,500	1,600	1,600
50209	OFFICE SUPPLIES	7,884	15,650	9,000	1,697	9,873	9,000	9,000	9,000
50214	CLEANING/HSHLD SUPPLIES	4,740	5,981	4,500	2,671	7,062	4,500	4,500	4,500
50215	UNIFORMS & PERS. EQUIP	207,637	183,327	214,000	24,733	169,936	214,000	214,000	214,000
50216	FOOD	1,007	415	1,100	525	1,156	1,100	1,100	1,100
50218	GAS - OIL - LUBRICANTS	313,582	296,492	259,000	128,135	271,191	309,000	309,000	309,000
50223	FUEL - HEATING	15,595	23,265	25,000	23,102	32,198	25,000	25,000	25,000
50224	ELECTRICITY	54,182	57,695	49,200	17,793	46,561	49,200	49,200	49,200
50225	TELEPHONE	123,039	142,716	124,356	59,710	150,217	149,356	149,356	149,356
50226	WATER	3,188	2,771	2,728	1,079	3,698	2,728	2,728	2,728
50228	TRAVEL & TRAINING	1,866	13,880	2,000	19,853	32,198	10,000	-	-
50233	COMMUNICATION EXPENSE	5,680	6,185	6,500			11,500	11,500	11,500
50250	DUES & SUBSCRIPTIONS	1,207	1,872	1,500	440	1,740	1,500	1,500	1,500
50259	BOOKS	1,000	516	-			-	-	-
50263	PRINTED FORMS	798		1,000			1,000	1,000	1,000
50264	POLICE SUPPLIES	4,216	10,610	5,900	8,755	16,265	9,900	9,900	9,900
50266	LEASE EQUIPMENT	6,600		11,988			11,988	11,988	11,988
50401	OFFICE EQUIPMENT	-	1,344	1,000	14,059	27,207	1,000	1,000	1,000
50402	POLICE EQUIPMENT	2,864	2,052	5,800	5,317	12,977	7,800	7,800	7,800
	TOTAL	12,643,911	15,504,026	13,420,964	6,628,655	13,440,399	17,018,716	14,133,219	14,125,219

STAFFING	2014	Proposed
Position	Totals	Totals
POLICE CHIEF	1	1
DEPUTY POLICE CHIEF	1	1
POLICE CAPTAIN	3	3
POLICE LIEUTENANT	9	10
POLICE SERGEANT	14	14
DETECTIVE/PATROL CORPORAL	19	22
POLICE OFFICER	44	34
PROBATIONARY POLICE OFFICER	2	11
CENTRAL COMMUNICATION DISPATCH	12	14
CLERK TYPIST II	5	6
SWITCHBOARD OPERATOR	1	1
Totals	111	117

CITY OF EAST PROVIDENCE

BUDGET FOR YEAR ENDING 10/31/2015

720 ANIMAL SHELTER

ACCT #	DESCRIPTION	FY 2012	FY 2013	FY 2014			FY 2015		
		ACTUAL	ACTUAL	BUDGET	1/2 year	Est @ 10/31	DEPT	MANGR	COUNCIL
50101	REGULAR SALARIES	134,284	133,975	136,923	63,934	136,990	138,979	138,979	138,979
50102	TEMPORARY SALARIES	9,803	21,780	12,960	11,364	19,087	13,520	13,520	13,520
50103	OVERTIME WAGES	6,244	7,930	9,000	3,572	7,940	9,000	9,000	9,000
50104	LONGEVITY WAGES	6,607	8,054	8,415		8,415	8,216	8,216	8,216
50105	ACTING WAGES	412	315	700	832	1,139	1,000	1,000	1,000
50113	OUTSIDE SERVICES	11,648	10,851	10,000	1,374	7,883	10,000	10,000	10,000
50114	PART-TIME SERVICES	29,636	12,150	24,570			34,983	34,983	34,983
50120	BLUE CROSS/DENTAL	34,205	25,914	30,814	13,212	25,745	30,665	30,665	30,665
50121	SOCIAL SEC (FICA)	10,775	11,500	12,852	5,566	12,141	13,060	13,060	13,060
50122	MUNICIPAL PENSION	26,329	26,360	33,548	13,109	29,426	32,590	32,590	32,590
50124	EMPLOYEE ASSISTANCE	42		42			42	42	42
50126	EMPL BEN PHYS FIT / FLEX	375		-			-	-	-
50127	EMPLOYEE BENEFIT - CLOT	150	150	1,200	575	1,650	1,200	1,200	1,200
50134	EMPLOYEE BENEFIT - GLI	-		-			-	-	-
50143	MED INS COPAY	(3,114)	(1,398)	(4,691)	(2,135)	(4,265)	(4,707)	(4,707)	(4,707)
50201	REPAIRS, BUILDINGS	2,465	275	2,000			2,000	2,000	2,000
50205	OFFICE EQUIPMENT MAINTEN	20	522	100	3	6	500	500	500
50207	REPAIRS, AUTO MAINT	1,392	1,850	4,500	596	1,604	4,500	4,500	4,500
50208	POSTAGE	2,115	541	1,000	41	62	1,000	1,000	1,000
50209	OFFICE SUPPLIES	1,930	520	1,500	679	1,190	1,500	1,500	1,500
50214	CLEANING/HSHLD SUPPLIES	4,651	3,578	5,000	3,693	6,901	7,400	7,400	7,400
50215	UNIFORMS & PERS. EQUIP	1,995	1,012	1,000		1,000	1,000	1,000	1,000
50216	FOOD	1,937	1,461	2,500		260	2,500	2,500	2,500
50218	GAS - OIL - LUBRICANTS	5,565	5,579	5,000	1,983	4,667	5,000	5,000	5,000
50223	FUEL - HEATING	6,486	4,972	7,000	3,384	7,176	7,000	7,000	7,000
50224	ELECTRICITY	4,592	9,349	6,000	2,858	7,656	10,000	10,000	10,000
50225	TELEPHONE	914	1,066	1,200	284	716	1,200	1,200	1,200
50226	WATER	-	750	-			10,333	-	-
50228	TRAVEL & TRAINING	70	35	200	1,420	1,420	1,500	1,500	1,500
50263	PRINTED FORMS	1,170		1,000		375	1,000	1,000	1,000
50964	INSURANCE - MUNICIPAL	-		-			2,000	-	-
	VEHICLES			-			120,000	-	-
	IT UPGRADES			-			2,000	-	-
				-			-	-	-
	TOTAL	302,698	289,091	314,333	126,344	279,184	468,981	334,648	334,648

STAFFING	2014	Proposed
Position	Totals	Totals
ANIMAL CONTROL SUPERVISOR	1	1
ANIMAL CONTROL OFFICER PNDKPR	1	1
ASSISTANT POUNDKEEPER	1	1
Totals	3	3

CITY OF EAST PROVIDENCE
BUDGET FOR YEAR ENDING 10/31/2015

730 HARBOR MASTER

ACCT #	DESCRIPTION	FY 2012	FY 2013	FY 2014			FY 2015		
		ACTUAL	ACTUAL	BUDGET	1/2 year	est @ 10/31	DEPT	MANGR	COUNCIL
50102	TEMPORARY SALARIES	12,138	19,696	28,000	9,307	25,237	28,000	28,000	28,000
50208	POSTAGE	233	216	1,000	208	256	500	500	500
50209	OFFICE SUPPLIES	78	853	500	562	562	500	500	500
50214	CLEANING/HSHLD SUPPLIES	112		-			-	-	-
50218	GAS - OIL - LUBRICANTS	1,509	3,255	4,000		3,605	3,000	3,000	3,000
50225	TELEPHONE	721	2,056	1,500	481	1,699	1,000	1,000	1,000
50228	TRAVEL & TRAINING	405	13	-			-	-	-
50247	LICENSES & PERMITS	50		50	50	50	50	50	50
50248	DOCKING FEES	6,000	6,000	6,000	6,000	6,000	6,000	6,000	6,000
50250	DUES & SUBSCRIPTIONS	-		50		38	50	50	50
50985	MISC REPAIRS	7,863	7,963	7,000	5,623	10,728	7,000	7,000	7,000
54300	UNIFORMS & EQUIPMENT			-			2,000	2,000	2,000
	* has \$50k in Revenue			-			-	-	-
	TOTAL	29,109	40,052	48,100	22,231	48,175	48,100	48,100	48,100

STAFFING	2014	Proposed
Position	Totals	Totals
Harbor Master Annual Salary	1	1
Asst. Harbor Masters	3	3
Pump Out Operator	1	1
Totals	5	5

FIRE DEPARTMENT

**Oscar M. Elmasian
Chief of Department**

The East Providence Fire Department functions as part of an Emergency Response System that includes Fire Suppression, Emergency Medical Services, Hazardous Materials Control, and Technical Rescue. The Department also serves the community in Fire Prevention, Fire Safety, Arson Investigation, Plan Review, Fire Code Inspections and Fire Code Enforcement.

The Department also has an expanded role in the protection of the Port of Providence and surrounding coastal waters which includes the capability of handling emergencies involving chemical, biological, radioactive, nuclear and explosive devices. The Fire Department operates under the National Incident Management System and has a close working relationship with other emergency service personnel at the local, state, and federal levels.

The Department is in the process of completing extensive renovations and additions to two fire stations located at 913 Broadway and 66 Wampanoag Trail. The renovation projects have brought each station up to date and into compliance with National Fire Protection Association and Americans with Disabilities Act standards. The Department has also taken delivery of an emergency rescue vehicle which was obtained with a grant in 2012 through the Federal Assistance to Firefighters Grant Program. The Department has ordered two additional emergency rescue vehicles which will be delivered in February of 2015.

The Fire Department consists of 120 employees under the supervision of the Chief of Department. The Chief coordinates fire control and emergency medical services, engages in master planning, analyzes cost data, prepares plans for possible natural disasters and terrorist acts, and provides support for other City services.

CITY OF EAST PROVIDENCE

BUDGET FOR YEAR ENDING 10/31/2015

750 FIRE

ACCT #	DESCRIPTION	FY 2012	FY 2013	FY 2014			FY 2015		
		ACTUAL	ACTUAL	BUDGET	1/2 year	est @ 10/31	DEPT	MANGR	COUNCIL
50101	REGULAR SALARIES	5,714,535	5,750,679	6,496,976	2,811,384	6,247,746	7,038,445	6,930,451	6,930,451
50102	TEMPORARY SALARIES	19,088	17,708	172,504	247	357	-	-	-
50103	OVERTIME WAGES	2,849,114	3,392,204	2,535,245	1,559,081	3,058,040	2,600,000	2,500,000	2,500,000
50104	LONGEVITY WAGES	429,055	443,944	468,853	670	468,853	436,060	436,060	436,060
50105	ACTING WAGES	305,079	319,715	335,000	181,887	352,284	418,138	300,000	300,000
50106	HOLIDAY WAGES	371,227	376,086	467,303	176,862	417,842	453,880	425,000	425,000
50109	SPECIAL DETAIL	-	13,114	-	5,442	16,288	17,000	17,000	17,000
50113	OUTSIDE SERVICES	90,123	125,947	139,000	54,716	126,852	154,153	154,153	154,153
50118	UNREIMBURSED MEDICAL E	2,678	-	54,000	21,722	42,336	41,390	41,390	41,390
50120	BLUE CROSS/DENTAL	1,866,206	941,585	1,358,114	589,335	1,261,538	1,416,349	1,345,785	1,345,785
50121	SOCIAL SEC (FICA)	101,101	113,521	183,235	79,362	178,227	165,200	159,923	159,923
50122	MUNICIPAL PENSION	22,291	22,517	38,744	15,140	32,622	41,064	41,064	41,064
50123	POLICE & FIRE PENSION	821,253	3,907,642	3,999,624	1,243,871	4,346,638	4,841,973	4,282,829	4,282,829
50124	EMP ASSISTANCE	5,410	-	-	-	-	-	-	-
50128	EMPLOYEE BENEFIT - TUITO	7,500	4,178	7,500	250	4,200	7,500	7,500	7,500
50134	EMPLOYEE LIFE INS	-	-	-	28,260	28,260	31,140	31,140	31,140
50143	MED INS COPAY	(63,619)	-	-	-	-	-	-	-
50155	TERMINATION PAY	25,489	94,234	-	76,345	245,470	259,700	125,000	125,000
50201	REPAIRS, BUILDINGS	41,445	71,029	90,395	14,172	45,619	118,395	118,395	118,395
50205	OFFICE EQUIPMENT MAINTEN	30,962	25,970	25,000	26,513	26,516	35,000	35,000	35,000
50206	MAINTENANCE - SIGNAL SY	616	94	1,000	-	615	1,000	1,000	1,000
50207	REPAIRS, AUTO MAINT	92,378	109,317	115,000	69,960	158,131	130,000	130,000	130,000
50208	POSTAGE	1,145	648	1,200	419	1,320	1,400	1,400	1,400
50209	OFFICE SUPPLIES	4,259	5,343	8,000	2,698	6,361	9,000	6,000	6,000
50211	MEDICAL SUPPLIES	38,146	43,105	60,000	22,635	53,771	65,000	55,000	55,000
50213	ELEC-MECH SUPPLIES	484	593	1,500	998	1,556	2,000	2,000	2,000
50214	CLEANING/HSHLD SUPPLIES	7,373	8,914	10,000	4,256	9,633	12,000	7,000	7,000
50215	UNIFORMS & PERS. EQUIP	130,444	127,945	219,000	136,195	233,745	177,260	177,260	177,260
50218	GAS - OIL - LUBRICANTS	111,472	135,962	110,000	62,615	136,957	143,000	123,000	123,000
50223	FUEL - HEATING	31,887	38,161	60,000	44,987	53,710	68,000	48,000	48,000
50224	ELECTRICITY	39,182	51,016	45,000	13,194	50,819	55,000	55,000	55,000
50225	TELEPHONE	7,614	18,698	8,500	7,243	20,538	9,350	9,350	9,350
50226	WATER	9,191	10,779	9,500	3,338	10,230	16,000	10,000	10,000
50227	ADVERTISING, PRINTING	532	618	1,200	620	1,365	1,600	1,600	1,600
50228	TRAVEL & TRAINING	644	1,221	21,000	6,169	20,257	36,500	36,500	36,500
50230	FIRE FIGHTING SUPPLIES	6,900	-	15,000	5,780	15,233	17,000	17,000	17,000
50232	RENTAL OF SPACE & EQUIP	4,500	4,500	6,000	-	-	6,000	-	-
50233	COMMUNICATION EXPENSE	6,832	-	8,500	-	-	11,000	-	-
50236	EDUCATION EXPENSES	1,150	-	5,000	-	-	7,000	5,000	5,000
50240	OTHER PERSONNEL EQUIP	7,610	-	101,557	62,706	147,710	121,057	96,057	96,057
50250	DUES & SUBSCRIPTIONS	599	1,052	2,500	869	1,590	2,500	2,500	2,500
50259	BOOKS	280	762	2,500	2,512	2,513	3,500	3,500	3,500
50266	LEASE EQUIPMENT - RESCU	122,651	-	-	-	-	-	-	-
50406	FIRE FIGHTING EQUIPMENT	-	75,241	65,000	6,702	24,743	65,000	50,000	50,000
	TOTAL	13,264,824	16,254,042	17,248,450	7,339,155	17,850,485	19,035,554	17,787,857	17,787,857

STAFFING	2014	Proposed
Position	Totals	Totals
FIRE CHIEF	1	1
BATTALION CHIEF	4	4
FIRE CAPTAIN	9	9
FIRE ALARM INSPECTOR	1	1
FIRE LIEUTENANT	23	23
FIREFIGHTER	18	31
FIREFIGHTER	42	19
FIRE PREVENTION&TRAINING SECRE	1	1
Chief's Aide	1	1
PROBATIONARY FIREFIGHTER	12	16
PROBATIONARY FIREFIGHTER- 32nd Cla		8
Totals	112	114

RECREATION DEPARTMENT

Diane Sullivan
Director

The East Providence Department of Recreation is dedicated to enriching the lives of city residents by providing recreation facilities and affordable, diverse recreation and human services activities for people of all ages. The department strives to promote health and physical fitness, cultural enrichment and community involvement. Recreation programs and services are offered year-round for youth, adults and individuals with special needs. Additionally, the department produces many seasonal, holiday and charitable events. The department routinely collaborates with other city offices, non-profit agencies and corporations. Recreation maintains memberships in the RI Recreation and Parks Association, the National Recreation and Parks Association and the New England Turf and Field Maintenance Association.

Recreation is responsible for administering the user allocation and permitting system for the city's 15 parks, 20 ball fields, 9 youth football and soccer fields, 5 tennis courts, and 17 basketball courts. The department works in conjunction with the Parks Division who maintains these outdoor facilities. The department oversees the staffing, maintenance and scheduling of the Pierce Memorial Field and Jones Pond. The complex is the host venue for many city, state-wide and regional events. The Recreation Center houses weight and exercise facilities, a basketball court, game and program rooms. Residents may choose from a wide variety of activities at this location.

The Recreation Department's summer camp for youth continues to grow with nearly 200 children participating this year. Computer software has been installed to increase the efficiency of the field allocation and permitting process.

Recreation Department goals for the coming year include broadening our network of community partnerships, seeking grant/funding opportunities and enabling online registration and payment capabilities.

CITY OF EAST PROVIDENCE

BUDGET FOR YEAR ENDING 10/31/2015

925 DEBT SERVICE

ACCT #	DESCRIPTION	FY 2012	FY 2013	FY 2014			FY 2015		
		ACTUAL	ACTUAL	BUDGET	1/2 year	est @ 10/31	DEPT	MANGR	COUNCIL
50904	BOND PRINCIPAL	637,500	2,369,165				-		
50905	BOND INTEREST	858,792	839,620				-		
50908	SCHOOL DEBT SERVICE	1,272,251	710,000				-		
50912	INTEREST ON TAX NOTES	304,236	104,699				-		
50975	MASTER LEASE	168,343					-		
50976	MASTER LEASE II	14,939					-		
51991	INTEREST ON BONDS	299,808	600,791				-		
51992	BOND RETIREMENT	715,000	820,872				-		
51997	LEASE PURCHASE WADDING	69,345					-		
							-		
	1999 GO \$5,095,000			339,495	39,747	339,495	326,495	-	-
	2000 GO \$4,860,000			341,505	45,752	341,505	327,755	-	-
	2001 GO \$ 5,130,000			355,725	50,362	355,725	342,975	-	-
	2003 GO \$9,000,000			615,938	82,968	615,938	601,312	-	-
	2004 GO \$9,000,000			686,813	118,406	686,813	666,562	-	-
	1999-2004 REFUNDING							1,361,368	1,361,368
	2005 RIHEBC \$525,000			-		-	-	-	-
	2007 RIHEBC \$1,600,000			185,400		185,400	181,200	181,200	181,200
	2010 GO \$5,000,000			431,250	90,625	431,250	423,750	423,750	423,750
	2010 RIHEBC \$3,955,000			377,188		377,188	382,463	382,463	382,463
	2007 RIHEBC \$7,777,000			884,443		884,443	886,201	886,201	886,201
	2010 RIHEBC \$15,000,000			1,082,500		1,082,500	1,086,201	1,086,201	1,086,201
	QSCB SUBSIDY			(349,904)		(349,904)	-	-	-
				-		-	-	-	-
	TAN INTEREST			500,000	11,800	500,000	400,000	400,000	200,000
	LEASES		274,826	320,237	161,989	320,237	320,016	320,016	320,016
	DWP LEASES			93,601	10,730	93,601	93,601	93,601	93,601
	7/1 SYNCHRONIZATION BOND			3,726,519		3,726,519	3,726,519	3,726,519	3,726,519
				-		-	-	-	-
	ANNUAL BOND/TAN FEES						-	35,000	35,000
							-		-
	Library Share			(114,011)			(114,011)	(114,011)	(114,011)
							-		
	TOTAL	4,340,213	5,719,973	9,476,698	612,379	9,590,709	9,651,039	8,782,308	8,582,308

CITY OF EAST PROVIDENCE

PLANNING BOARD

MEMORANDUM

August 15, 2014

To: City Council

From: Planning Board

Cc: Paul Lemont, City Manager
Malcolm Moore, Finance Director
Paul Luba, Financial Advisor
Jeanne Boyle, Planning Director
Wayne Barnes, Planner I

Re: **Recommended Capital Improvement Budget for FY 2015
FY 2015 through FY 2019 Capital Improvement Program**

Under the terms of the Revised Ordinances of the City of East Providence (Sec. 2-172), the Planning Board: *"Shall recommend to the city manager, for inclusion by the manager in his annual budget, a capital program of proposed capital projects for the five fiscal years, next succeeding the budget year, the proposed projects to be arranged in order to preference with recommendations as to which projects should be constructed and in which year"*.

Please see the enclosed memo from the Planning Department to the Planning Board dated August 7, 2014, outlining a recommendation for City Capital Budget funding for FY 2015. Also enclosed is a Draft 2015-2019 Capital Improvement Program (CIP), which includes a four-page spreadsheet (dated August 7, 2013) containing the compilation of all Capital project or purchase requests FY 2015 through FY 2019 as submitted by City Departments. These include capital projects proposed for self-funding by City departments, and those proposed for funding (or are already being funded) by outside sources including various grants. General discussions of projects by Department are included in both the Capital Budget memorandum and the draft Capital Improvement Program. A brief description of the projects recommended for funding in FY 2015 is included within the Capital Budget memorandum, and is included below.

<u>Recommended Capital Improvement</u>	<u>2015 Project Cost</u>	<u>Notes</u>
Fire Dept- Replacement of Engine 1	\$ 100,000	100k/yr for 5 years
Crescent Park Carousel Maintenance Program	\$ 50,000	Suggest annual prgm.
Riverside Sq/Watchemoket Sq Market Analysis	\$ 30,000	Development options
City Hall Generator	\$ 35,000	City match for grant
Forbes Street Landfill Closure	\$ 250,000	Portion of \$1.4M total
Mobile Radios for Public Works Vehicles	\$ 145,000	FCC compliance
Kent Heights Playground Improvements	\$ 100,000	Civic interest
Tree Truck	\$ 40,000	Support 5-yr lease
Public Buildings Improvements	\$ 250,000	Discretion of Division
Total	\$1,000,000	

Upon a motion made by Ms. Krista Moravec and seconded by Mr. Christopher Grant, the Board voted 3 – 0 to recommend that the City Council accept the Draft 2015-2019 Capital Improvement Program.

Roll Call Vote

Ms. Krista Moravec	Aye
Mr. Christopher Grant	Aye
Chairman Michael Robinson	Aye

Respectfully submitted,

Michael Robinson, Chair
East Providence Planning Board

Encl:

- Memo from Planning Department to Planning Board dated August 7, 2014 re: 2015 Capital Budget and FY 2015-2019 Capital Improvement Program
- 8.5 x 11" Spreadsheet labeled "Capital Improvement Proposals" dated August 7, 2014
- DRAFT Capital Improvement Program for 2015-2019 dated August 2014
- 11 x17" 5-Year Capital Improvement Proposals 11" x 17" spreadsheet dated August 7, 2014.

MR/JMB/wb

CITY OF EAST PROVIDENCE

PLANNING BOARD

MEMORANDUM

October 21, 2014

To: Paul Lemont, City Manager

From: Planning Department

Cc: Paul Lemont, City Manager
Malcolm Moore, Finance Director
Paul Luba, Financial Advisor
Jeanne Boyle, Planning Director
Wayne Barnes, Planner I

Re: **City Council Approved Capital Improvement Budget for FY 2015**

This memo is presented as an addendum to the recommendation of the East Providence Planning Board to the City Council, and reflects Council changes to the Planning Board's recommendation. The final Capital Budget amount is not affected; the total is still \$1,000,000 as approved by the City Manager and Finance Director.

The City Council approved 2015 Capital Projects are as follows.

<u>Approved Capital Improvement</u>	<u>2015 Project Cost</u>	<u>Notes</u>
Fire Dept- Replacement of Engine 1	\$ 100,000	100k/yr for 5 years
Crescent Park Carousel Maintenance Program	\$ 80,000	Item increased \$30K
<i>Riverside Sq/Watchemoket Sq Market Analysis</i>	\$ 30,000	Item removed
City Hall Generator	\$ 35,000	City match for grant
Forbes Street Landfill Closure	\$ 250,000	Portion of \$1.4M total
Mobile Radios for Public Works Vehicles	\$ 145,000	FCC compliance
Kent Heights Playground Improvements	\$ 80,000	Item reduced \$20K
Pierce Field Facility Improvements	\$ 20,000	Item added
Tree Truck	\$ 40,000	Support 5-yr lease
Public Buildings Improvements	\$ 250,000	Discretion of Division
Total	\$1,000,000	

Description of Above Items by Department

Fire Department

Replacement of Engine 1 \$100,000
Due to the age of the entire Fire Department fleet, it is recommended each of the Department's vehicles be replaced over the next several years to ensure efficient operation. This would also mitigate the probability of having to make multiple emergency purchases in a short time if equipment breaks down. Scheduled capital funding has not been available for equipment in

recent years. It is recommended that the vehicle be procured via a lease/purchase agreement over a period of five years. *Submitted by Chief of Department.*

Planning Department

Crescent Park Looff Carousel Interior and Exterior Maintenance \$80,000

The Carousel, which dates back nearly 120 years, is a premier attraction in the City for residents and carousel enthusiasts from all over, and is in constant need of maintenance. This allocation, which optimally would be annual, would aid the Carousel Commission in general maintenance activities of the Carousel itself and its building. *Submitted by the Community Development Director and the Director of Planning.*

Emergency Management Agency- City Hall Generator \$35,000

City Hall is the business and data center for the City of East Providence. The facility is in need of a generator which would power the entire building during times of a lengthy power outage. Such an outage is most likely to occur during a major storm, but could also happen suddenly due to manmade circumstances. Full generator support would allow for the continued operation of City Hall and provision of services to the public to the extent possible. This takes on increased importance with School Department Administration now housed in the building along with the traditional City service functions. EMA has applied for a grant to cover 75% of the cost of this project; the \$35,000 requested through the 2015 capital budget would cover the required City grant match. *Submitted by the Emergency Management Agency.*

Department of Public Works

Engineering Division- Forbes Street Landfill Closure \$250,000

The City would like to complete the closure of the Forbes Street Landfill, which has been a high priority item for a number of years. The estimated cost of this project will only become higher as it is deferred to later years. The current estimated total cost is \$1,400,000. The City Engineer estimates that a minimum of \$250,000 would be needed over the next fiscal year to get this project well underway. *Submitted by the City Engineer.*

Highway Division- 80 Mobile Radio for Public Works Vehicles \$145,000

The DPW's current radio system is twenty-plus years old and no longer meets FCC regulations. The system does not provide adequate coverage throughout the City and therefore during emergency operations it is often difficult if not impossible at times to contact field personnel. Improved communications capability will be of value not only during emergencies but also in day-to-day operations. The total cost of this project is estimated to be \$145,000; EMA is looking into the possibility of grant support for this project, but this is considered unlikely in the near-term. *Submitted by the Director of Public Works.*

Parks Division- Kent Heights Playground Improvements \$80,000

Much interest has been expressed in improvements to the field facilities at the Kent Heights Playground on Dover Avenue. Particular items to be addressed include issues with the soccer field and the baseball field, including the need for new baseball dugouts. A Capital Budget contribution of \$80,000 is planned for the upcoming fiscal year, with both public and private

grant funding a possibility to further support this project. *Submitted by the Parks Division, Director of Public Works and the Director of Planning.*

Parks Division- Pierce Field Facility Improvements \$20,000

Various improvements are needed at this City athletic facility, long considered one of the finest in the state. This funding will allow for the commencement of some facility improvements at the discretion of the Parks Division and the Superintendent of the Pierce Field Complex. *Submitted by the City Council.*

Parks Division- Tree Truck \$40,000

This is a very long-running Capital Budget request. The division's tree truck is a 1984 model which is constantly in need of repairs. This vehicle serves an important function, especially in the immediate aftermath of wind damage events, which are relatively common. A new tree truck would greatly enhance the City's response to such events and would also be used for routine tree trimming operations. It is recommended that the vehicle be procured via a lease/purchase agreement over a period of five years. *Submitted by the Parks Division.*

Public Buildings Division- Various Projects \$250,000

There is great need for various improvements to City facilities as noted above. It is recommended that FY 2015 capital funding in the amount of \$250,000 be allocated to the Public Buildings Division to execute projects from their list, at the discretion of the Division. *List submitted by the Public Facilities Director.*

Encl:

Amended Capital Budget Spreadsheet including items included for funding through the FY 2015 East Providence Capital Budget.

wb

Capital Improvement Proposals - FY-2015 Including City Council Approved Capital Projects

Department/Project	Dept. Priority	Proposed Source of Financing	Fiscal Year 2015	5-Year Total Capital Cost 2015-19	FY2015 "Cap. Impr. Bdg't Only" Request	Recommended FY2015 "Capital Impr. Budget."	Alternative Financing
FIRE							
Replacement of Engine 1	1	CB/Other	\$475,000	\$475,000	\$475,000	\$100,000	
Replacement of Engine 2	2	CB/Other	\$475,000	\$475,000	\$475,000		
Fire Department Total			\$950,000	\$950,000	\$950,000	\$100,000	\$0
PLANNING							
Central Ave/Anna Moniz-John Playground Project	1	Other	\$250,000	\$250,000			\$250,000
Crescent Park Carousel Interior/Exterior Repairs/Maint.	2	CB/Other	\$80,000	\$230,000	\$50,000	\$80,000	\$30,000
Tranquility Place at Jones Pond	3	Other	\$300,000	\$300,000			\$300,000
Riverside Sq./Watchemoket Sq. Market Analysis	4	CB	\$30,000	\$30,000	\$30,000		
Odd Fellows Hall Stabilizing Structural Improvements	5	CB	\$100,000	\$100,000	\$100,000		
Warren Ave-Waterfront Pedestrian Connection Study	6	CB	\$50,000	\$50,000	\$50,000		
Riverside Coastal Resilience/Erosion Study	7	CB	\$40,000	\$40,000	\$40,000		
"Safe Routes" Sidewalks-Kent Height and Francis ES	8	Other	\$127,500	\$127,500	\$0		\$127,500
Runnins River Tributary Clean-out	9	Other	\$100,000	\$100,000	\$0		\$100,000
Planning Department Total			\$1,077,500	\$1,227,500	\$270,000	\$80,000	\$807,500
PLANNING - EMERGENCY MANAGEMENT AGENCY							
City Hall Security Cameras	1	Other	\$15,000	\$15,000	\$0		\$15,000
City Hall Generator	2	Other	\$135,000	\$135,000	\$35,000	\$35,000	\$100,000
Cyber Security Study and Improvements (w/ IT Dept.)	3	Other	\$52,000	\$52,000	\$0		\$52,000
High School Electrical Upgrades for Generator	4	Other	\$26,000	\$26,000	\$0		\$26,000
EMA Division Total			\$228,000	\$228,000	\$35,000	\$35,000	\$193,000
POLICE							
Upgrade HVAC System	1	CB	\$125,000	\$125,000			\$125,000
Recondition Police Firing Range	2	CB	\$100,000	\$100,000			\$100,000
Office Remodel/Furniture	3	CB	\$75,000	\$75,000			\$75,000
Camera System Upgrade	4	CB	\$25,000	\$25,000			\$25,000
Addition of Two Bathrooms	5	CB	\$15,000	\$15,000			\$15,000
Additional Parking Area near Radio Tower	6	CB	\$15,000	\$15,000			\$15,000
Replace Contaminated Carpeting with Tile	7	CB	\$15,000	\$15,000			\$15,000
BCI Ventilation Upgrade	8	CB	\$10,000	\$10,000			\$10,000
Property Room Improvements	9	CB	\$5,000	\$5,000			\$5,000
Division Total			\$385,000	\$385,000	\$0	\$0	\$385,000
PUBLIC WORKS - CENTRAL GARAGE							
Remove/Replace 20,000 gal. Fuel Storage Tank	1	CB	\$180,000	\$180,000	\$180,000		\$0
Central Garage Division Total			\$180,000	\$180,000	\$180,000	\$0	\$0
PUBLIC WORKS - DIRECTOR							
Feasibility Study for Streetlight Acquisition	1	CB	\$50,000	\$50,000	\$50,000		\$0
Total			\$50,000	\$50,000	\$50,000	\$0	\$0
PUBLIC WORKS - ENGINEERING							
Forbes Street Landfill Closure	1	CB	\$500,000	\$1,400,000	\$500,000	\$250,000	
South Broadway Culvert Replacement	2	CB	\$600,000	\$600,000	\$600,000		\$0
Engineering Division Total			\$1,100,000	\$2,000,000	\$1,100,000	\$250,000	\$0
PUBLIC WORKS - HIGHWAY							
Road Resurfacing/Guardrail Upgrades	1	CB	\$1,000,000	\$5,000,000	\$1,000,000		
80 Mobile Radios for Public Works Vehicles	2	CB	\$145,000	\$145,000	\$145,000	\$145,000	
48,000 GWW Dump Truck w/Plow Pkg.	3	CB	\$110,000	\$110,000	\$110,000		
(4) Stainless Steel Sand Spreaders	4	CB	\$75,000	\$75,000	\$75,000		
Pavement Hot Box	5	CB	\$16,000	\$16,000	\$16,000		
(6) 11-foot Wing Plows to Replace Old Plows	5	CB	\$75,000	\$75,000	\$75,000		
Highway Division Total			\$1,421,000	\$5,421,000	\$1,421,000	\$145,000	\$0
PUBLIC WORKS - PARKS							
Kent Heights Playground Rehab	1	CB	\$160,000	\$160,000	\$100,000	\$80,000	
Tree Truck Replacement	2	CB	\$160,000	\$160,000	\$160,000	\$40,000	
Pierce Field Facilities Upgrades	3	CB	\$20,000	\$100,000	\$20,000	\$20,000	
(2) 1-ton Pickup Trucks w/Dump Inserts	3	CB	\$60,000	\$60,000	\$60,000		
Agawam-Finn Field Lights and Poles	4	CB	\$200,000	\$200,000	\$200,000		
Parks Division Total			\$600,000	\$680,000	\$540,000	\$140,000	\$0
PUBLIC WORKS - PUBLIC BUILDINGS							
Central Garage Boiler/Water Heater Replacement	1	CB	\$100,000	\$100,000	\$100,000		
Central Garage Life and Fire Safety Improvements	2	CB	\$250,000	\$250,000	\$250,000		
Sweetland House Repairs and Interior Mechanicals	3	CB	\$75,000	\$75,000	\$75,000		
City Hall Carpeting	4	CB	\$150,000	\$300,000	\$150,000		
Senior Ctr. Roof and Window Replacement	5	CB	\$300,000	\$350,000	\$300,000		
Weaver Library Boiler Replacement	6	CB	\$50,000	\$100,000	\$50,000		
Pierce Field Facilities Upgrades	7	CB	\$50,000	\$250,000	\$50,000		
City Hall Ceiling Tile Replacement	8	CB	\$100,000	\$250,000	\$100,000		

Capital Improvement Proposals - FY-2015 Including City Council Approved Capital Projects

Department/Project	Dept. Priority	Proposed Source of Financing	Fiscal Year 2015	5-Year Total Capital Cost 2015-19	FY2015 "Cap Impr. Edgt Only" Request	Recommended FY2015 "Capital Impr. Budget."	Alternative Financing
City Hall HVAC and VAV Upgrades	9	CB	\$25,000	\$75,000	\$25,000		\$30,000
Central Garage Outside Camera Installation	10	CB	\$30,000	\$30,000	\$0		
New Truck w/Plow and Sander for Facilities Dept	11	CB	\$50,000	\$50,000	\$50,000		
Repave Central Garage Parking Lot	12	CB	\$45,000	\$45,000	\$45,000		
Reconstruct City Hall Parking Lots	13	CB	\$50,000	\$50,000	\$50,000		
Division Total			\$1,275,000	\$1,275,000	\$1,245,000	\$250,000	\$30,000
PUBLIC WORKS - RECYCLING							
Tub Grinder	1	Other	\$250,000	\$250,000	\$250,000		\$0
Recycling Division Total			\$250,000	\$250,000	\$250,000	\$0	\$0
PUBLIC WORKS - WATER UTILITIES							
New Transmission Main- Storage Tank to City System	1	Other	\$4,500,000	\$4,500,000	\$0		\$4,500,000
New 6.6 Million Gallon Storage Tank	1	Other	\$5,000,000	\$5,000,000	\$0		\$5,000,000
Kent Heights Chlorination Station	1	Other	\$1,500,000	\$1,500,000	\$0		\$1,500,000
Water Main Rehabilitation	1	Other	\$6,000,000	\$6,000,000	\$0		\$6,000,000
Major Bond Project Associated Costs	1	Other	\$2,000,000	\$2,000,000	\$0		\$2,000,000
Meter Replacement	1		\$350,000	\$1,750,000	\$350,000		
Water Main Rehabilitation	2		\$500,000	\$2,500,000	\$500,000		
Water Source Analysis and Alternatives Study	3		\$160,000	\$160,000	\$160,000		
Water Utilities Division Total			\$20,010,000	\$23,410,000	\$1,010,000	\$0	\$19,000,000
City Total (not including School Dept.)			\$27,526,500	\$36,056,500	\$7,051,000	\$1,000,000	\$20,415,500
SCHOOL DEPARTMENT							
Whiteknact - Floor Abatement - approx. 17,000 sq ft		CB/SD	\$279,448	\$279,448	\$279,448		
Martin MS - Exterior Egress Doors		CB/SD	\$17,270	\$17,270	\$17,270		
Riverside MS - Exterior Egress Doors		CB/SD	\$18,040	\$18,040	\$18,040		
Hennessey - Exterior Egress Doors		CB/SD	\$15,510	\$15,510	\$15,510		
Kent Heights - Exterior Egress Doors		CB/SD	\$37,010	\$37,010	\$37,010		
Myron Francis - Exterior Egress Doors		CB/SD	\$34,469	\$34,469	\$34,469		
Orlo Avenue - Exterior Egress Doors		CB/SD	\$21,247	\$21,247	\$21,247		
Silver Spring - Exterior Egress Doors		CB/SD	\$24,316	\$24,316	\$24,316		
Whiteknact - Exterior Egress Doors		CB/SD	\$52,630	\$52,630	\$52,630		
High School - Classroom Repairs and Renovations		CB/SD	\$75,000	\$75,000	\$75,000		
High School - Plumbing Repairs		CB/SD	\$271,924	\$271,924	\$271,924		
High School - Exterior Improvements		CB/SD	\$37,500	\$37,500	\$37,500		
High School - Masonry-Repoint Walls		CB/SD	\$363,918	\$363,918	\$363,918		
Martin MS - Masonry-Repoint Walls		CB/SD	\$82,449	\$82,449	\$82,449		
Martin MS - Roof Enhancement		CB/SD	\$115,001	\$115,001	\$115,001		
Martin MS - Replace Ceiling Tiles		CB/SD	\$140,268	\$140,268	\$140,268		
Martin MS - Signage System		CB/SD	\$58,335	\$58,335	\$58,335		
Martin MS - Exterior Improvements		CB/SD	\$10,000	\$10,000	\$10,000		
Riverside MS - Replace Ceiling Tiles		CB/SD	\$80,175	\$80,175	\$80,175		
Riverside MS - Exterior Improvements		CB/SD	\$10,000	\$10,000	\$10,000		
Hennessey - Repoint Exterior Walls		CB/SD	\$99,423	\$99,423	\$99,423		
Hennessey - Electrical Improvements		CB/SD	\$17,423	\$17,423	\$17,423		
Hennessey - Rest rooms, signage		CB/SD	\$25,096	\$25,096	\$25,096		
Hennessey - Furnishings: Roller Shades		CB/SD	\$59,000	\$59,000	\$59,000		
Hennessey - Fire Suppression		CB/SD	\$100,354	\$100,354	\$100,354		
Hennessey - Plumbing		CB/SD	\$62,000	\$62,000	\$62,000		
Hennessey - Exterior Improvements		CB/SD	\$50,000	\$50,000	\$50,000		
Silver Spring - Repoint Masonry Walls		CB/SD	\$23,190	\$23,190	\$23,190		
Silver Spring - Thermal & Moisture Protection		CB/SD	\$87,321	\$87,321	\$87,321		
Silver Spring - Kitchen Washable Ceiling Tile		CB/SD	\$14,000	\$14,000	\$14,000		
Silver Spring - Rest rooms, Signage, ADA Compliance		CB/SD	\$22,592	\$22,592	\$22,592		
Silver Spring - Conveying System		CB/SD	\$20,000	\$20,000	\$20,000		
Silver Spring - Plumbing		CB/SD	\$55,000	\$55,000	\$55,000		
Silver Spring - Exterior Improvements		CB/SD	\$25,000	\$25,000	\$25,000		
Silver Spring - Electrical: Signs, Emer. Lighting		CB/SD	\$16,846	\$16,846	\$16,846		
Whiteknact - Electrical: Signage		CB/SD	\$19,036	\$19,036	\$19,036		
Whiteknact - Repoint Walls		CB/SD	\$109,845	\$109,845	\$109,845		
Whiteknact - Replace Damaged Ceiling Tiles		CB/SD	\$14,000	\$14,000	\$14,000		
Whiteknact - Rest rooms, Signage, ADA Compliance		CB/SD	\$28,000	\$28,000	\$28,000		
Whiteknact - Plumbing		CB/SD	\$174,213	\$174,213	\$174,213		
Whiteknact - Exterior Improvements		CB/SD	\$25,000	\$25,000	\$25,000		
Orlo Ave - Repoint Walls		CB/SD	\$49,163	\$49,163	\$49,163		
Orlo Ave - Ceiling Tiles, Flooring, Painting		CB/SD	\$141,239	\$141,239	\$141,239		
Orlo Ave - Electrical: Alarm System, Lighting		CB/SD	\$78,288	\$78,288	\$78,288		
Orlo Ave - Inclined Stair Wheelchair Lift		CB/SD	\$15,000	\$15,000	\$15,000		
Orlo Ave - Plumbing		CB/SD	\$52,500	\$52,500	\$52,500		

Capital Improvement Proposals - FY-2015 Including City Council Approved Capital Projects

Department/Project	Dept. Priority	Proposed Source of Financing	Fiscal Year 2015	5-Year Total Capital Cost FY 2015-19	FY2015 "Cap. Impr. Bdgt Only" Request	Recommended FY2015 "Capital Impr. Budget."	Alternative Financing
Orlo Ave - Specialties		CB/SD	\$26,430	\$26,430	\$26,430		
Myron Francis - Repoint Walls		CB/SD	\$144,827	\$144,827	\$144,827		
Myron Francis - Openings: Door Closures		CB/SD	\$750	\$750	\$750		
Myron Francis - Fire alarm system, Lighting		CB/SD	\$126,100	\$126,100	\$126,100		
Myron Francis - Rest rooms, Signage		CB/SD	\$22,454	\$22,454	\$22,454		
Myron Francis - Plumbing		CB/SD	\$30,000	\$30,000	\$30,000		
Myron Francis - Exterior Improvements		CB/SD	\$15,000	\$15,000	\$15,000		
Oldham - Repoint Walls		CB/SD	\$13,363	\$13,363	\$13,363		
Oldham - Thermal & Moisture Protection		CB/SD	\$86,416	\$86,416	\$86,416		
Oldham - Rest rooms, Signage, ADA Compliance		CB/SD	\$15,000	\$15,000	\$15,000		
Oldham - Plumbing		CB/SD	\$60,000	\$60,000	\$60,000		
Oldham - Exterior Improvements		CB/SD	\$25,000	\$25,000	\$25,000		
School Department Total			\$3,693,379	\$3,693,379	\$3,693,379	\$0	\$0
All-Department Totals			\$31,219,879	\$39,749,879	\$10,744,379	\$1,000,000	\$20,415,500

Notes:

1. The "5-Year Total Capital Cost FY 2015-2019" column indicates total costs for FY 2015 projects and total multi-year costs of projects commencing in FY 2015.
2. Projects approved by the City Council for FY 2015 Capital funding are highlighted in Yellow.
3. CB: Capital Budget
4. SD: School Department Budget
5. "Alternative Financing" includes existence or potential of grant funding, private funding, and other funding sources outside of the City and School Budgets
6. Public Buildings: \$250,000 in capital funding is recommended to be distributed among listed projects at the discretion of the Facilities Director.
7. RI Dept. of Education 42% reimbursement is dependent upon actual capital spending on eligible projects and is not indicated in the chart.

CITY OF EAST PROVIDENCE
BUDGET FOR YEAR ENDING 10/31/2015

680 WASTEWATER

ACCT #	DESCRIPTION	FY 2012	FY 2013	FY 2014			FY 2015		
		ACTUAL	ACTUAL	BUDGET	1/2 year	est @ 10/31	DEPT	MANGR	COUNCIL
40195	SEWER TAX REVENUE	291	185	150			150	150	150
40215	OTHER INCOME	-	69,242	70,000			70,000	70,000	70,000
40413	INTEREST	86,343	73,899	60,000			60,000	60,000	60,000
40902	SEWER USE CHARGE	9,001,010	9,764,113	10,970,000	3,042,869	10,643,282	11,159,842	11,159,842	11,159,842
40903	BARRINGTON SEWER TREA	1,053,496	1,222,643	1,400,000	632,000	1,365,000	1,400,000	1,400,000	1,400,000
40904	CESSPOOL DUMPING FEES	18,617	4,275	6,000			5,000	5,000	5,000
40905	WASTEWATER DISCHARGE	16,415	16,901	15,000			15,000	15,000	15,000
40906	MISCELLANEOUS REVENUE	-	276,561	-		765	-	-	-
40907	SHINEHARMONY LLC	7,500	620	800		720	800	800	800
40908	QUARTERLY SEWER FLOW	11,759	31,561	14,400	8,223	14,053	14,400	14,400	14,400
40910	FIXED FEE CHARGE	1,045,561	1,044,352	1,030,000	298,140	1,128,946	1,030,000	1,030,000	1,030,000
40911	FINES-PENALTIES-VIOLATO	-	-	-			-	-	-
40912	DIRECT CONNECT	-	7,200	7,200			7,200	7,200	7,200
40913	SEWER CONNECTION	17,600	7,500	15,000		4,375	15,000	15,000	15,000
	GRANTS	159,600							
	TOTAL REVENUES	11,418,192	12,519,052	13,588,550	3,981,232	13,158,041	13,777,392	13,777,392	13,777,392
50101	REGULAR SALARIES	45,343	22,134	-			-	-	-
50103	OVERTIME WAGES	16,273	8,365	-			-	-	-
50104	LONGEVITY WAGES	4,030	4,048	-			-	-	-
50106	HOLIDAY WAGES	431	1,074	-			-	-	-
50113	OUTSIDE SERVICES	3,306,028	3,718,950	3,943,241	1,556,059	3,733,583	3,855,771	3,855,771	3,855,771
50120	BLUE CROSS/DENTAL	19,497	29,991	-			-	-	-
50121	SOCIAL SEC (FICA)	4,995	5,739	-			-	-	-
50122	MUNICIPAL PENSION	9,290	20,213	-			-	-	-
50124	EMPLOYEE ASSISTANCE	21	-	-			-	-	-
50126	EMPL SEVERANACE	-	18,095	-			-	-	-
50127	EMPLOYEE BENEFIT - CLOT	125	-	-			-	-	-
50143	MED INS COPAY	(936)	(200)	-			-	-	-
50215	UNIFORMS & PERS. EQUIP	-	-	-			-	-	-
50224	ELECTRICITY	312,619	425,102	450,000	241,603	478,719	500,000	500,000	500,000
50234	INSURANCE - STP	-	77,258	90,000	22,873	143,339	90,000	90,000	90,000
50305	INTEREST ON BONDS	1,280,492	1,782,347	695,836	2,000	695,836	762,432	762,432	762,432
50306	PRINCIPAL ON BONDS	552,313		1,260,694		1,260,694	1,163,528	1,163,528	1,163,528
	BOND FEES					78,393			
50113	OUTSIDE SERVICES	1,003,785	1,037,420	940,330	371,649	921,474	1,034,167	1,034,167	1,034,167
50224	ELECTRICITY	142,065	176,430	225,000	91,756	277,491	250,000	250,000	250,000
50234	INSURANCE - STP	206,250	233,217	200,000		136,414	200,000	200,000	200,000
50243	NBC SEWER CHARGE	2,517,212	3,093,295	3,375,000	1,679,917	3,230,466	3,500,000	3,500,000	3,500,000
50305	INTEREST ON BONDS	229,749	115,779	846,172		881,439	986,694	986,694	986,694
50306	PRINCIPAL ON BONDS	1,102,171	895,499	1,562,277		1,562,277	1,434,800	1,434,800	1,434,800
	TOTAL EXPENSES	10,751,753	11,664,756	13,588,550	3,965,857	13,400,125	13,777,392	13,777,392	13,777,392
	PROFIT/(LOSS)	666,439	854,296	-	15,375	(242,084)	-	-	-

CITY OF EAST PROVIDENCE

BUDGET FOR YEAR ENDING 10/31/2015

690 WATER

ACCT #	DESCRIPTION	FY 2012	FY 2013	FY 2014			FY 2015		
		ACTUAL	ACTUAL	BUDGET	1/2 year	est @ 10/31	DEPT	MANGR	COUNCIL
40111	INT ON INVESTMENTS	1,200	181	-	-		-	-	
40303	METERED SALES	5,679,714	5,469,008	5,602,730	2,551,658	5,742,039	5,659,839	5,659,839	5,659,839
40304	PRIVATE FIRE SERVICE FEE	60,000	65,875	61,275			61,275	61,275	61,275
40405	SERVICE CONNECTION FEE	10,000	1,269	10,000	-		10,000	10,000	10,000
40407	FIXED METER CHARGE FEES	-	9,736	500			1,500,000	1,500,000	1,500,000
40409	FROZEN METER FEES	2,000	2,673	1,850			1,850	1,850	1,850
40410	SALES OF MATERIALS	5,300	1,588	4,000			4,000	4,000	4,000
40411	TURN OFF/ON FEES	1,000	100	1,000			1,000	1,000	1,000
40413	WATER INTEREST	53,000	56,139	53,000	-		53,000	53,000	53,000
40414	HYDRANT METER RENTAL	-	-	500			500	500	500
40416	INSTALL WATER METER	600	900	650	330	747	650	650	650
40418	SHUT OFF CHARGE	1,100	200	600	100	100	600	600	600
40419	FIRE FLOW TEST	700	400	800	-		800	800	800
40420	FINAL READING	8,000	13,410	8,000	9,425	9,425	8,000	8,000	8,000
40423	REPLACEMENT MIU	-	19,818	-			-	-	-
40425	MISCELLANEOUS REVENUE	55,294	80	29,557	-		-	-	-
40426	SEWER INTEREST	-	24,462	-	-		-	-	-
40010	SURPLUS			1,000,000			-	-	-
	SURCHARGE/STATE TAX				227,262	437,244	399,069	399,069	399,069
	TOTAL REVENUES	5,877,908	5,665,839	6,774,462	2,788,775	6,189,555	7,700,583	7,700,583	7,700,583

CITY OF EAST PROVIDENCE

BUDGET FOR YEAR ENDING 10/31/2015

690 WATER

ACCT #	DESCRIPTION	FY 2012	FY 2013	FY 2014			FY 2015		
		ACTUAL	ACTUAL	BUDGET	1/2 year	est @ 10/31	DEPT	MANGR	COUNCIL
50101	REGULAR SALARIES	998,398	822,512	913,827	442,771	952,396	1,065,676	1,065,676	1,065,676
50102	TEMPORARY SALARIES	13,250	30,750	36,000	20,250	47,000	36,000	36,000	36,000
50103	OVERTIME WAGES	47,319	54,263	60,000	29,101	54,780	60,000	60,000	60,000
50104	LONGEVITY WAGES	74,100	64,827	66,951		66,951	66,951	66,951	66,951
50105	ACTING WAGES	2,756	7,415	5,000	2,824	4,597	5,000	5,000	5,000
50109	SPECIAL DETAIL	-	10,074	5,000	460	706	5,000	5,000	5,000
50110	WORKER'S COMP WAGES	63,222		-			-	-	-
50113	OUTSIDE SERVICES	47,060	73,438	75,000	27,232	86,519	75,000	75,000	75,000
50118	UNREIMBURSED MEDICAL E	-		150			150	150	150
50120	BLUE CROSS/DENTAL	291,478	313,099	296,965	127,337	248,118	330,233	330,233	330,233
50121	SOCIAL SEC (FICA)	86,890	83,193	83,139	39,052	80,710	69,580	69,580	69,580
50122	MUNICIPAL PENSION	230,587	227,054	215,837	70,224	166,039	259,697	259,697	259,697
50124	EMPLOYEE ASSISTANCE	483	100	441			441	441	441
50126	EMPL BEN PHYS FIT / FLEX	2,400		100			100	100	100
50127	EMPLOYEE BENEFIT - CLOT	150	150	7,242		8,967	7,242	7,242	7,242
	IN HOUSE EXPENSE			93,780			93,780	93,780	93,780
50143	MED INS COPAY	(17,763)	(5,445)	(50,139)	(22,822)	(45,481)	(55,583)	(55,583)	(55,583)
50155	TERMINATION PAY - VAC	8,342	6,986	-			-	-	-
50156	TERMINATION PAY - SICK	3,091		-			-	-	-
50305	INTEREST ON BONDS	255,929	249,197	251,422		251,422	526,422	526,422	526,422
50306	PRINCIPAL ON BONDS	12,300		319,919		319,919	319,919	319,919	319,919
50308	BOND FEES	1,000	750	30,780	750	22,469	68,391	68,391	68,391
50503	TAXES	158,314	113,033	112,000	53,170	123,086	112,000	112,000	112,000
50505	BOND INTEREST PAYABLE	750		750			750	750	750
50705	RIVER MAINTENANCE	-		4,000		3,640	4,000	4,000	4,000
50706	PROV. WATER PURCHASES	2,532,166	2,522,093	2,742,983	1,051,518	2,912,269	2,378,166	2,378,166	2,378,166
50708	RIDH OPERATING ASSESS	22,493	22,492	22,493		22,493	22,493	22,493	22,493
50709	SURCHARGE	69,536	342,616	347,069	12,302	94,800	347,069	347,069	347,069
50715	UNIFORMS AND PERSONAL	7,966	7,608	1,000	1,563	2,133	2,000	2,000	2,000
50716	FOOD	312	468	400	186	576	400	400	400
50724	ELECTRICITY	7,610	22,968	45,000	13,916	30,546	45,000	45,000	45,000
50728	MTCE OF PUMPING STATION	2,342	8,172	45,000	13,094	25,329	45,000	45,000	45,000
50740	WATER CONSERVATION PR	20,731	52,363	54,000	18,429	50,117	54,000	54,000	54,000
50755	MTCE TRANS AND DIST MAIL	19,176	32,760	60,000	29,702	55,136	60,000	60,000	60,000
50756	MAINTENANCE OF SERVICE	38,222	36,103	60,000	16,190	59,541	60,000	60,000	60,000
50757	MAINTENANCE OF METERS	865	5,133	8,000	1,279	3,465	8,000	8,000	8,000
50758	MAINTENANCE OF HYDRANT	7,303	9,365	21,000	3,470	18,424	21,000	21,000	21,000
50759	SMALL TOOLS	1,216	2,121	5,000	1,844	3,975	5,000	5,000	5,000
50760	TRANS. EXPENDITURES	6,273	155,421	80,000	29,716	61,397	80,000	80,000	80,000
50766	LEASE EQUIPMENT	972		1,944			1,944	1,944	1,944
50775	RENTAL OF PROPERTY	96,250	4,587	33,000			33,000	33,000	33,000
50778	TRAVEL AND TRAINING	2,680	3,945	5,000	1,652	1,908	5,000	5,000	5,000
50779	DUES AND SUBSCRIPTIONS	354	3,899	5,109	922	6,196	5,109	5,109	5,109
50781	FINANCE	-	60,000	60,000			60,000	60,000	60,000
50782	CERTIFICATIONS	6,500	11,500	15,000			15,000	15,000	15,000
50785	BILLING AND POSTAGE	5,909	14,407	48,000	6,698	51,802	146,353	146,353	146,353
50787	FUEL, HEATING	8,301	11,268	14,000	25,257	38,874	14,000	14,000	14,000
50790	OFFICE SUPPLIES	3	11	2,600	364	1,450	2,600	2,600	2,600
50794	MTCE STRUCTURES AND IM	2,165	3,048	10,000	1,993	3,179	10,000	10,000	10,000
50795	OFFICE EQUIPMENT MAINT	-		600			600	600	600
50796	COMMUNICATIONS	530		600			600	600	600
50799	TELEPHONE EXPENSE	3,152	10,257	10,000	4,790	15,334	10,000	10,000	10,000
50804	DISTRIB MAINS & ACCES.	-	44,887	50,000			50,000	50,000	50,000

CITY OF EAST PROVIDENCE

BUDGET FOR YEAR ENDING 10/31/2015

690 WATER

ACCT #	DESCRIPTION	FY 2012	FY 2013	FY 2014			FY 2015		
		ACTUAL	ACTUAL	BUDGET	1/2 year	est @ 10/31	DEPT	MANGR	COUNCIL
50805	SERVICES	556	4,771	10,000			10,000	10,000	10,000
50806	METERS	332	1,221	12,500	1,652	2,777	12,500	12,500	12,500
50807	HYDRANTS	-		15,000	12,973	17,297	15,000	15,000	15,000
50819	INSURANCE - WATER	2,500	84,328	99,000		87,695	99,000	99,000	99,000
50820	METER IMPROVEMENT PRO	41,554	94,370	-	34,957	124,527	350,000	350,000	350,000
50821	RATE STABILIZATION	-		-			121,000	121,000	121,000
50823	WATER QUALITY IMPROVEM	-		74,000		18,750	-	-	-
50825	TRUCK VAC UNIT	-	9,880	22,000		28,724	60,000	60,000	60,000
50827	DEPRECIATION EXPENSE	498,727	502,070	-			-	-	-
50828	INFRASTRUCTURE REHAB D	41,417		-	42,524	291,644	500,000	500,000	500,000
50831	CLEANING/LINING PROJECT	-		-			-	-	-
50834	1MG TANK PAINTING	-		100,000			-	-	-
50835	42 AQUEDUCT INSPECTION	-		-			-	-	-
50836	HYDRANT FLUSHING PROGR	3,217		56,000	5,044	9,044	-	-	-
50837	WATERFRONT DRIVE- NORT	97,991		100,000		49,540	-	-	-
50838	WATER QUALITY IMPROVE D	1,277		10,000	42,639	128,278	-	-	-
50839	AMORTIZE LOAN ISSUANCE	-					-	-	-
	ADJUSTMENT						-	-	-
	TOAL EXPENSES	5,830,652	6,135,528	6,774,462	2,165,023	6,609,058	7,700,583	7,700,583	7,700,583
							-	-	
	TOTAL	47,256	(469,689)	0	623,752	(419,503)	-	-	-